

COVER SHEET

4	3	3	7	0		
---	---	---	---	---	--	--

SEC Registration Number

								F	&	J		P	R	I	N	C	E								
				H	O	L	D	I	N	G	S		C	O	R	P	O	R	A	T	I	O	N		

(Company's Full Name)

5	T	H		F	L	O	O	R		C	I	T	I	B	A	N	K		C	E	N	T	E	R	
8	7	4	1		P	A	S	E	O		D	E		R	O	X	A	S		M	A	K	A	T	I

(Business Address: No. Street City / Town / Province)

Atty. Fina C. Tantuico

Contact Person

8927133 • 8927137

Company Telephone Numbers

1	2
---	---

Month

3	1
---	---

Day

Fiscal Year

0	4
---	---

Month

1	2
---	---

Day

Annual Meeting

SEC FORM 17-Q (As of March 31, 2013)

QUARTERLY REPORT PURSUANT TO SECTION 17 OF THE SECURITIES REGULATION CODE AND SRC RULE 17.1(1) (A) (ii) THEREUNDER

Form Type

Secondary License Type, If Applicable

Dept. Requiring this Doc.

Amended Articles Number/Section

Total Number of Stockholders

Total Amount of Borrowings

Domestic

Foreign

File Number

Document I.D.

LCU

Cashier

STAMPS

Remarks = pls. use black ink for scanning purposes.

SECURITIES AND EXCHANGE COMMISSION

SEC FORM 17-Q

QUARTERLY REPORT PURSUANT TO SECTION 17 OF THE SECURITIES REGULATION CODE AND SRC RULE 17(2)(b) THEREUNDER

1. For the quarterly period ended **31 March 2013**
2. SEC Identification Number **43370** 3. BIR Tax Identification No. **000-829-097**
4. *F & J Prince Holdings Corporation*
Exact name of registrant as specified in its charter
5. **Philippines**
Province, country or other jurisdiction of incorporation or organization
6. Industry Classification Code: (SEC Use Only)
7. **5th Floor, Citibank Center Building**
8741 Paseo de Roxas, Makati City **1226**
Address of principal office Postal Code
8. **(632) 892-7133**
Registrant's telephone number, including area code
9.
Former name, former address and former fiscal year, if changed since last report
10. Securities registered pursuant to Sections 4 and 8 of the RSA

TITLE OF CLASS	NUMBER OF SHARES OF COMMON STOCK OUTSTANDING AND AMOUNT OF DEBT OUTSTANDING
Class "A" Common	292,610,118 Shares
Class "B" Common	189,217,535 Shares

11. Are any or all of the securities listed on the Philippine Stock Exchange?

Yes [☒] No [☐]

If yes, state the name of such Stock Exchange and class/es of securities listed therein:

Philippine Stock Exchange

Common Shares, Class "A" and "B"

12. Indicate by check mark whether the registrant:

(a) has filed all reports required to be filed by Section 17 of the Securities Regulation Code (SRC) and RSA Rule 17(2)-(b) thereunder and Sections 26 and 141 of the Corporation Code of the Philippines, during the preceding 12 months (or for such shorter period the registrant was required to file such reports)

Yes [☒] No [☐]

(b) has been subject to such filing requirements for the past 90 days.

Yes [☒] No [☐]

PART I

FINANCIAL INFORMATION

ITEM 1. FINANCIAL STATEMENTS

The following financial statements, presented in a comparative format, are submitted:

- (1) Unaudited Consolidated Interim Balance Sheet as of 31 March 2013 and Audited Consolidated Balance Sheet as of 31 December 2012 as Annex “A”;
- (2) Unaudited Interim Statement of Income and Retained Earnings for the three (3) month period ending 31 March 2013 and the three (3) month period ending 31 March 2012 as Annex “B”;
- (3) Unaudited Interim Statement of Changes in Stockholders’ Equity for the three (3) months ending 31 March 2013 and 2012 and Audited Statement of Changes in Stockholders’ Equity for the year ending 31 December 2012 as Annex “C”;
- (4) Unaudited Interim Cash Flow Statement for the three (3) month period ending 31 March 2013 and the three (3) month period ending 31 March 2012 as Annex “D”;
- (5) Interim Cash Flow for the quarterly periods ending 30 June and 30 September 2012, Audited Cash Flow Statement for the year ended 31 December 2012 as Annex “E”;
- (6) Consolidated Balance Sheet as of 31 March 2013 and 31 December 2012 with vertical and horizontal percentage analysis as Annex “F”.

ITEM 2. MANAGEMENTS DISCUSSION AND ANALYSIS OR PLAN OF OPERATION

(1) Management's Discussion and Analysis

The Registrant's consolidated total revenue increased by 29% in 2012 to ₱158.5 million from ₱122.8 million in 2011. This does not include the extraordinary income after tax of ₱610.3 million derived in 2011 from the sale by Magellan Capital Holdings Corporation (MCHC) of all its shares in Batangas Agro-Industrial Development Corporation (BAID). Part of the increase in revenue was accounted for by the 35% increase in interest income from ₱51.4 million in 2011 to ₱69.3 million in 2012. The increase in interest income was due mainly to the interest earned on the proceeds of the sale of the BAID shares. Equity in net earnings of associates also increased by 24.5% to ₱77.7 million in 2012 from ₱62.4 million in 2011 as the two outsourcing affiliates of the Registrant continue to show record revenues and profits. Fair value gain of financial assets at FVPL improved to ₱6.7 million in 2012 from ₱3.4 million in 2011 as listed stock investment owned by the Registrant and its subsidiaries continue to increase in value as the stock market has been setting record highs. Rental income also increased slightly to ₱3.5 million in 2012 from ₱3.2 million in 2011. Dividend income increased slightly to ₱1.0 million in 2012 from ₱0.9 million in 2011.

Total consolidated expenses of the Registrant was lower at ₱29.7 million in 2012 compared to ₱36.2 million in 2011. Unrealized foreign exchange losses of ₱5.8 million in 2012 was lower than the ₱11.6 million in 2011. In addition, provision for legal obligation of ₱5 million to cover potential cost of settling legal suits also increased 2011 expenses. These two items account for the bulk in reduction of operating expenses in 2012. Labor expense increased due to MCHC absorbing the staff of MUDC in preparation for dissolution of MUDC.

As a result of the above, total consolidated income before tax from continuing operation in 2012 totalled ₱128.8 million, an improvement of 49% over the ₱86.6 million in 2011. After provision for income tax, total consolidated net income after tax from continuing operations totalled ₱118.9 million in 2012, a 50% improvement over the ₱78.9 million in 2011.

However, in 2011, the Registrant also had an extraordinary income of ₱610.3 million after tax from the sale of the BAID shares which increased net income after tax to ₱689.1 million for 2011.

Net income attributable to non-controlling interest, namely minority shareholder of Magellan Capital Holdings Corporation, totalled ₱2.4 million in 2012 compared to ₱31.3 million in 2011.

The Registrant's financial position is very strong as it has substantial cash resources available to undertake its planned projects. As of December 31, 2012, the Registrant's consolidated cash and cash equivalent totaled over ₱1.047 billion slightly higher than the level of ₱1.042 billion as of December 31, 2011. The Registrant and its subsidiary is planning to undertake development of MCHC's land in Fort Bonifacio into an income producing building as well as to acquire income producing properties as well as additional land for development. The Registrant and its subsidiary are debt free with total consolidated liabilities of ₱14.7 million compared to total equity of ₱1.8 billion as of the end of 2012.

The Registrant's financial position has been strengthened by recent developments and its ability to undertake its planned projects is even stronger. The Registrant and its subsidiary and affiliates are now substantially debt free except for MUDC which has loans and advances from its principal shareholders. The Registrant and its subsidiaries have more than enough cash resources to meet any expected requirements in the next twelve months. Consolidated cash and cash equivalents at the end of 2012 totalled ₱1,047 million compared to ₱1,042 million at the end of 2011 while total current assets totalled ₱1.2 billion at year-end 2012 compared to ₱1.17 billion at year-end 2011. Other than the normal fluctuation of the Peso exchange rate as well as the effect of the normal market fluctuations on the value of stock and bond holdings owned by the Registrant and its subsidiary, the Registrant is not aware of any trends, demands, commitments, events or uncertainties that will result in or that are reasonably likely to result in its liquidity increasing or decreasing in any material way. Likewise, the Registrant does not know of any trends, events or uncertainties that have or that are reasonably expected to have a material favorable or unfavorable impact on the revenues or income from continuing operations.

(a) Operating Results and Financial Condition for the First Quarter of 2013

- (i) There are no known trends, demands, events or uncertainties that would have a material effect on the Issuer's liquidity.
- (ii) There are no known or anticipated events that would trigger direct or contingent financial obligation that is material to the Company including any default or acceleration of any obligation.

- (iii) There are no material off-balance sheet transaction, arrangements, obligations (including contingent obligations) and other relationship of the Company with unconsolidated entities or other persons created during first quarter of 2012 or in prior periods.
- (iv) There are no material commitments for capital expenditures, by the Company or its majority owned subsidiary.
- (v) There are no trends, events, or uncertainties that have had or that are reasonably expected to have a material favorable impact on net revenues/income from continuing operations except for possible unrealized or realized foreign exchange gains from the dollar denominated investments of the Company and its majority owned subsidiary. These are generally recognized in the year-end Audited Financial Statements except for realized foreign exchange gain which are reported in the period realized.
- (vi) The Company did not realize any non-operating income in the first quarter of 2013 or in the first quarter of 2012 aside from unrealized gains on trading securities and gains on disposal of AFS/HTM investments.

The following is a detailed discussion of the Registrant's operations and financial condition during the first quarter of 2013 and first quarter of 2012.

Operating Results

Breakdown of Revenue for the Three Month Periods Ending March 31, 2013 and March 31, 2012 with Vertical and Horizontal Percentage Analysis:

(P000)	FIRST QUARTER MARCH 31, 2013	VERTICAL PERCENTAGE ANALYSIS MARCH 31, 2013	FIRST QUARTER MARCH 31, 2012	VERTICAL PERCENTAGE ANALYSIS MARCH 31, 2012	INCREASE (DECREASE) AMOUNT MARCH 31, 2013	INCREASE (DECREASE) PERCENTAGE MARCH 31, 2013
INTEREST INCOME						
From Banks	P 6,208	31.8%	9,024	34.3%	P (2,816)	(31.2%)
From Securities	6,272	32.1%	6,819	26.0%	(547)	(8.01%)
TOTAL	12,480	63.9%	15,843	60.3%	(3,363)	(21.2%)
Dividend Income	20	0.1%	68	0.3%	(48)	(70.5%)
Rent Income	944	4.8%	876	3.3%	68	7.8%
Unrealized Gain on Trading Securities	5,478	28.1%	9,487	36.1%	(4,009)	(42.2%)
Gains on Disposal of AFS/HTM	610	3.1%	-	-	610	-
TOTAL	P19,532	100%	P 26,276	100%	(P 6,744)	(25.7%)

Revenues. Consolidated Revenues, during the 3 month period ended March 31, 2013, totaled ₱19.5 million compared to the ₱26.3 million during the same 3 month period in 2012 or a decrease of 25.7%. The lower revenue was mainly due to lower interest income which decreased by ₱3.4 million or 21% lower than the interest income in the first quarter of 2012 and to unrealized gain on trading securities which decreased by ₱4.0 million or 42.2% lower than in the first quarter of 2012. The lower interest income was due to lower interest rates on bank deposits and Short Term Investments. Increase in the prices of listed equities owned by the Registrant and its subsidiaries was at a lower rate in the first quarter of 2013 compared to the first quarter of 2012.

Expenses. Consolidated General and Administrative Expenses in the first quarter of 2013 totaled ₱5.2 million which was lower than the ₱7.1 million in the first quarter of 2013. Lower taxes and licenses accounted for most of the decrease.

Operating Income. As a result of the factors discussed above, consolidated operating income in first quarter 2013 totaled ₱14.3 million compared to a ₱19.2 million net income in the same period of 2012.

Net Income. Net income totaled ₱14.3 million during the first quarter of 2013 compared to net income of ₱19.2 million in the first quarter of 2012. The net income in the first quarter of 2013 attributable to shareholders of the Company totaled ₱13.8 million while ₱0.6 million net income was attributable to minority shareholders in the company's majority owned subsidiary Magellan Capital Holdings Corporation. In the first quarter of 2012, ₱18.5 million net income was attributable to shareholders of the company and ₱0.6 million attributable to minority shareholders in the Registrant's subsidiary.

BALANCE SHEET ACCOUNTS

Annex "F" shows the Vertical and Horizontal Percentage Analysis of Balance Sheet Account for March 31, 2013 compared to December 31, 2012.

ASSETS

Current Assets. Consolidated current assets as of March 31, 2013 totaled ₱1,216.8 million compared to ₱1,199.9 million as of December 31, 2012. Most of the increase was due to the increase of cash and cash equivalents.

Receivables from Related Parties. This account stayed level at ₱3.9 million at March 31, 2013, the same level as at year-end 2012.

Investments in Associates. This account which consists of investment in Pointwest Technologies Corporation and BPO International, Inc. remained unchanged from year-end 2012 to March 31, 2013 at ₱163.5 million as equity in net earnings of associates are taken up at year-end.

Available for Sale Investments. This account which consists mostly of corporate bonds increased to ₱324.4 million as of March 31, 2013 from ₱321.2 million at year-end 2012 due to improvement in bond prices.

Property And Equipment. This account totaled ₱28.4 million as of March 31, 2013 compared to ₱28.7 million as of December 31, 2012 due to allowance for depreciation in the first quarter of 2013.

Investment in Property. This Account remained unchanged at ₱46.3 million from year-end 2012 to March 31, 2013.

Other Non-Current Assets. This account totaled ₱11.0 million as of March 31, 2013, slightly lower than the ₱11.6 million at year end.

Total Assets. As a result of the foregoing, total assets increased to ₱1,794.3 million as of March 31, 2013 from ₱1,774.9 million as of December 31, 2012.

LIABILITIES AND EQUITY

Current Liabilities. Current liabilities was at ₱9.8 million as of March 31, 2013 compared to ₱9.9 million at year-end 2012.

Non-Current Liabilities. Non-current liabilities which consists mostly of retirement benefits obligation was stable at ₱4.8 million as of March 31, 2013, the same level as at year-end 2012. The accrual of additional retirement benefit obligation is taken up at year-end based on actuarial studies commissioned at that time.

Stockholder's Equity. Total stockholder's equity increased to ₱1,779.8 million as of March 31, 2013 from ₱1,760.3 million at year-end 2012 due to the comprehensive net income of ₱19.5 million generated in the first quarter of 2013. Total equity attributable to stockholders of the company totaled ₱1,704.7 million at March 31, 2013 from ₱1,685.8 million at December 31, 2012 due to the comprehensive income of ₱18.5 million attributable to stockholders of the company. In the first quarter of 2013, minority interest which represents the share of minority shareholders of Magellan Capital Holdings Corporation was ₱75.1 million at March 31, 2013 compared to ₱74.5 million at December 31, 2012 due to their share of comprehensive earnings generated in the first quarter of 2013 of ₱0.6 million.

(a) Top Performance Indicators

The top five (5) performance indicators for the Company and its Subsidiary are as follows:

- 1) Change in revenues
- 2) Change in net income
- 3) Earnings per share
- 4) Current ratio
- 5) Book Value per share

Change in Revenues. Consolidated revenues in the first quarter of 2013 and 2012 are shown in Annex “B” and presented below in summary form:

(P 000)	1 st Quarter-2013	Percentage (%)	1 st Quarter-2012	Percentage (%)
Interest Income	₱ 12,480	63.9%	₱ 15,844	60.3%
Lease Rental Income	944	4.8%	877	3.3%
Dividend Income	20	0.1%	68	0.3%
Unrealized Gain on trading securities	5,478	28.1%	9,487	36.1%
Gain on Disposal/Redemption of AFS/HTM Investments	610	3.1%	-	-
Total Income	₱ 19,532	100%	₱ 26,276	100%

Total revenue decreased in the first quarter of 2013 to ₱19.5 million from ₱26.3 million in the first quarter of 2012. Lower interest income and lower unrealized gain on trading securities accounted for most of the decrease.

Change in Net Income. The income statement in the first quarter of 2013 and 2012 are shown in Annex “B” and summarized below:

(P 000)	1 st Quarter-2013	Percentage (%)	1 st Quarter-2012	Percentage (%)
Revenues	₱ 19,532	100%	₱ 26,276	100%
Expenses	5,209	26.7%	7,123	27.1%
Net Income	14,323	73.3%	19,153	72.9%
Attributable to:				
- Minority Interest	578	2.9%	643	2.4%
- Stockholders of Company	₱ 13,745	70.4%	₱ 18,510	70.5%

The Registrant realized a net income of ₱14.3 million in the first quarter of 2013 compared to ₱19.2 million in the first quarter of 2012. Net income of ₱13.8 million was attributable to stockholders of the company in the first quarter of 2013 compared to ₱18.5 million in the first quarter of 2012.

Earnings Per Share. The net income per share attributable to shareholders of the Company during the first quarter of 2013 was ₱0.036 per share compared to net income per share of ₱0.048 in the first quarter of 2012 due to the decrease in net income generated in the first quarter of 2013.

Current Ratio. Current ratio as of March 31, 2013 was 124 X compared to 121 X as of December 31, 2012. The increase was due mainly to the increase in cash and cash equivalents.

Book Value Per Share. Book value per share as of March 31, 2013 was ₱4.43 per share compared to ₱4.38 as of December 31, 2012 due to the comprehensive income attributable to stockholders of the company realized in the first quarter of 2013.

SIGNATURES

Pursuant to the requirements of the Securities Regulation Code, the issuer has duly caused this report to be signed on its behalf by the undersigned thereunto duly authorized.


Issuer *F & J Prince Holdings Corporation*

Principal Executive Officer

Signature and Title 
ROBERT Y. COKENG, President

Date **15 May 2013**

Principal Financial/Accounting Officer/Controller

Signature and Title 
JOHNSON U. CO, Vice President and Treasurer

Date **15 May 2013**

My Docs>F&J>2013 Files>SEC Form 17Q>
1st Quarter>1st Quarter 31 March 2013

F & J PRINCE HOLDINGS CORPORATION AND SUBSIDIARY
CONSOLIDATED BALANCE SHEET
AS OF MARCH 31, 2013 AND DECEMBER 31, 2012


ANNEX "A"
Page 1

ASSETS	UNAUDITED MARCH 31, 2013	AUDITED DEC. 31,2012
<i>Current Assets</i>		
Cash and cash equivalents	P 1,073,565,173	P 1,047,543,993
Financial assets at fair value through profit or loss	64,653,662	59,176,111
Convertible note receivable	10,262,500	0
Receivables-net :		
Advances to Officers & Employees	0	1,500
Creditable Withheld Taxes	45,216	0
Dividends Receivable	37,125,032	55,416,032
Accounts Receivable	400,843	327,945
Management Fee Receivable	45,197,865	45,197,865
Accrued Interest Receivable	43,753,772	43,753,772
Others	10,605,373	9,657,596
Total Receivables	137,128,101	154,354,710
Allowance for doubtful accounts	90,110,187	90,110,187
Total Receivables-Net	47,017,914	64,244,523
Fixed income deposits	0	0
Current portion of AFS financial assets	15,710,100	23,390,100
Prepaid expenses & other current assets:		
Input Tax	3,306,532	3,279,561
Prepaid Income Tax	400,000	400,000
Others	1,902,771	1,895,735
Total Prepaid expenses and other current assets	5,609,303	5,575,296
Total Current Assets	P 1,216,818,652	P 1,199,930,023
<i>Non-current Assets</i>		
Receivables from related parties-net	3,901,612	3,860,514
Investments in associates	163,467,780	163,467,780
Fixed income deposits	0	0
Available-for-sale (AFS) investments-net of current portion	324,429,678	321,183,236
Investment in property	46,319,625	46,319,625
Property and Equipment		
Building	47,014,750	47,014,750
Building Improvements	8,058,590	8,058,590
Transportation equipment	7,832,584	7,832,584
Furniture and fixtures	2,732,637	2,732,637
Total	65,638,561	65,638,561
Less: Accumulated depreciation	37,245,761	36,985,360
Net Book Value	28,392,800	28,653,201
Total Property and Equipment	28,392,800	28,653,201
Other non-current assets	10,988,608	11,567,925
Total Non-Current Assets	577,500,103	575,052,281
TOTAL ASSETS	P 1,794,318,755	P 1,774,982,304

LIABILITIES & STOCKHOLDERS' EQUITY	UNAUDITED MARCH 31, 2013	AUDITED DEC. 31, 2012
<i>Current Liabilities</i>		
Accounts Payable and accrued expenses		
Accounts payable-trade	6,395	0
Accounts payable-others	735,509	974,058
Withholding taxes payable	203,999	404,084
SSS Premium Payable	16,683	17,490
HDMF Premium Payable	2,400	2,400
Philhealth Premium Payable	6,200	5,825
Deposit Payable	1,588,122	1,193,714
Output Vat Payable	39,571	0
Accrued expenses	499,812	650,619
Total Accounts payable and accrued expenses	P 3,098,691	P 3,248,190
Dividends Payable	679,970	679,970
Income Tax Payable	968,515	968,515
Provision for legal obligation	5,000,000	5,000,000
Total Current Liabilities	P 9,747,176	P 9,896,675
<i>Non-Current Liabilities</i>		
Deferred income tax liabilities-net	0	0
Payable to related parties	0	0
Retirement benefit obligation)	4,798,779	4,798,779
Total Non-Current Liabilities	4,798,779	4,798,779
<i>Stockholders' Equity</i>		
Capital stock	481,827,653	481,827,653
Additional paid in capital	144,759,977	144,759,977
Treasury shares	(96,400,447)	(96,400,447)
Other Reserves	4,249,558	(913,522)
Retained earnings	1,170,280,622	1,156,535,490
Total Equity Attributable to Stockholders of the Company	1,704,717,363	1,685,809,151
Minority Interest	75,055,437	74,477,699
Total Stockholders' Equity	1,779,772,800	1,760,286,850
TOTAL LIABILITIES & STOCKHOLDERS' EQUITY	P 1,794,318,755	P 1,774,982,304

See accompanying Notes to Consolidated Financial Statements

Prepared by:


ARSENIO T. LIAO
 Accountant

F & J PRINCE HOLDINGS CORPORATION AND SUBSIDIARY
CONSOLIDATED STATEMENTS OF INCOME
FOR THE THREE MONTHS PERIOD ENDING MARCH 31, 2013 AND MARCH 31, 2012

	UNAUDITED MARCH 31, 2013	UNAUDITED MARCH 31, 2012
REVENUES		
Interest Income		
From Banks	P 6,207,566	P 9,024,476
From Securities	6,272,200	6,819,372
Total Interest Income	12,479,766	15,843,848
Unrealized gains on trading securities	5,477,550	9,486,708
Rental Income	943,796	876,695
Gains on disposal /redemption of AFS/HTM investments	609,990	0
Dividend Income	20,430	68,366
Net unrealized foreign exchange gain	0	0
Other income	0	0
	P 19,531,532	P 26,275,616
EXPENSES		
Net foreign exchange loss	740,724	225,700
Amortization of unrealized losses on changes in fair value of AFS investments	0	0
Salaries, wages and employees' benefits	2,222,247	2,226,253
Depreciation	260,399	729,122
Professional fees	581,546	482,593
Condominium dues	505,932	467,158
Loss on disposal of AFS financial assets	0	179,350
Taxes and licenses	427,268	2,239,035
Entertainment, amusement and recreation	109,019	64,276
Unrealized loss on financial assets at FVPL	0	0
Others	361,527	509,167
	5,208,662	7,122,654
NET INCOME	P 14,322,870	P 19,152,962
NET INCOME ATTRIBUTABLE TO:		
STOCKHOLDERS OF THE COMPANY	P 13,745,133	P 18,510,221
MINORITY INTERESTS	577,737	642,741
EARNINGS PER SHARE	P 0.036	P 0.048

See accompanying Notes to Consolidated Financial Statements

Prepared by:



ARSENIO T. LIAO
 Accountant

F & J PRINCE HOLDINGS CORPORATION AND SUBSIDIARY
CONSOLIDATED STATEMENTS OF COMPREHENSIVE INCOME
FOR THE THREE MONTHS PERIOD ENDING MARCH 31, 2013 AND MARCH 31, 2012

		UNAUDITED MARCH 31, 2013		UNAUDITED MARCH 31, 2012
NET INCOME	P	14,322,870	P	19,152,962
OTHER COMPREHENSIVE INCOME(LOSS)				
Changes in fair value of AFS investments		5,163,080		(1,763,922)
Amortization of unrealized losses on changes in fair value of AFS investments		-		-
Disposal of AFS investment				
Impairment loss on AFS investments				
Others				
		5,163,080		(1,763,922)
TOTAL COMPREHENSIVE INCOME(LOSS)	P	19,485,950	P	17,389,040
TOTAL COMPREHENSIVE INCOME(LOSS)				
ATTRIBUTABLE TO:				
STOCKHOLDERS OF THE COMPANY	P	18,511,653	P	16,519,588
MINORITY INTERESTS		974,297		869,452
	P	19,485,950	P	17,389,040

See accompanying Notes to Consolidated Financial Statements

Prepared by:



ARSENIO T. LIAO
Accountant


ANNEX "C"

F & J PRINCE HOLDINGS CORPORATION AND SUBSIDIARY
CONSOLIDATED STATEMENT OF CHANGES IN STOCKHOLDERS' EQUITY
FOR THE THREE MONTHS ENDED MARCH 31, 2013 AND MARCH 31, 2012
AND THE YEAR ENDED DECEMBER 31, 2012

		UNAUDITED MARCH 31, 2013		UNAUDITED MARCH 31, 2012		AUDITED DEC. 31, 2012
CAPITAL STOCK						
Balance at beginning of year	P	481,827,653	P	481,827,653	P	481,827,653
Exercise of stock warrants						
Issuance of additional shares of stock						
Subscription of additional shares of stock						
Balance at end of period		481,827,653		481,827,653		481,827,653
ADDITIONAL PAID-IN CAPITAL						
Treasury Shares		(96,400,447)		(96,336,907)		(96,400,447)
Other Reserves		4,249,558		(15,861,209)		(913,522)
SHARE IN REVALUATION INCREMENT ON LAND OWNED BY MCHC's SUBSIDIARIES						
RETAINED EARNINGS						
Balance at beginning of period		1,156,535,490		1,086,839,081		1,086,839,081
Net Income		13,745,132		18,510,221		116,513,380
Dividends declared						(46,816,971)
Balance at end of period		1,170,280,622		1,105,349,302		1,156,535,490
		1,704,717,363		1,619,738,816		1,685,809,151
Minority Interests		75,055,437		78,788,135		74,477,699
TOTAL STOCKHOLDERS' EQUITY						
	P	1,779,772,800	P	1,698,526,951	P	1,760,286,850

See accompanying Notes to Consolidated Financial Statements

Prepared by:

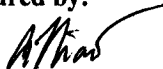

ARSENIO T. LIAO
 Accountant

F & J PRINCE HOLDINGS CORPORATION
CONSOLIDATED STATEMENT OF CASH FLOWS
FOR THE THREE MONTHS PERIOD ENDING MARCH 31, 2013 AND MARCH 31, 2012

	UNAUDITED MARCH 31, 2013	UNAUDITED MARCH 31, 2012
CASH FLOWS FROM OPERATING ACTIVITIES		
Net Income	P 13,745,133	P 18,510,221
Adjustments to reconcile net income to net cash provided by operating activities:		
Minority Interest	577,737	642,741
Depreciation and amortization	260,401	659,119
Amortization of unrealized loss/gain on FV of AFS inv.	(5,163,080)	1,763,922
Changes in operating assets and liabilities:		
Decrease (increase) in:		
Receivables	17,226,609	(988,788)
Prepaid expenses and other current assets	(34,007)	(19,518)
Increase (decrease) in accounts payable and accrued expenses	(149,499)	5,985
<i>Net cash provided by operating activities</i>	<i>26,463,294</i>	<i>20,573,682</i>
CASH FLOWS FROM INVESTING ACTIVITIES		
Acquisitions/disposals of property and equipment	0	0
AFS/HTM investments and financial assets (FVPL)	(1,043,873)	(17,836,158)
Decrease (increase) in:		
Receivable from related parties	(41,098)	(944)
Other assets	579,317	(4)
<i>Net cash provided by (used in) investing activities</i>	<i>(505,654)</i>	<i>(17,837,106)</i>
CASH FLOWS FROM FINANCING ACTIVITIES		
Increase (decrease) in:		
Purchase of treasury shares	63,540	
Payable to related parties	0	0
Income tax payable	0	0
<i>Net cash provided by (used in) financing activities</i>	<i>63,540</i>	<i>0</i>
NET INCREASE (DECREASE) IN CASH AND CASH EQUIVALENTS	P 26,021,180	P 2,736,576
CASH AND CASH EQUIVALENTS, BEGINNING	1,047,543,993	1,042,203,697
CASH AND CASH EQUIVALENTS, ENDING	P 1,073,565,173	P 1,044,940,273

See accompanying Notes to Consolidated Financial Statements

Prepared by:



ARSENIO T. LIAO
Accountant

F & J PRINCE HOLDINGS CORPORATION AND SUBSIDIARY
CONSOLIDATED STATEMENT OF CASH FLOWS
FOR THE 3 MONTHS PERIOD ENDING JUNE 30, 2012 AND SEPTEMBER 30, 2012

	UNAUDITED SEPTEMBER 30, 2012	UNAUDITED JUNE 30, 2012
CASH FLOWS FROM OPERATING ACTIVITIES		
Net income	P 34,097,465	P 26,400,071
Adjustments to reconcile net income to net cash provided by operating activities:		
Minority interest	2,039,747	1,117,714
Depreciation and amortization	2,187,040	871,164
Unrealized loss/gain on changes in fair value of AFS/FVPL	1,931,970	1,391,298
Amortization of unrealized loss/gain on FV of AFS inv.	-	
Changes in operating assets and liabilities:		
Decrease (increase) in:		
Receivables	49,181,507	50,759,824
Prepaid expenses and other current assets	(59,405)	(69,674)
Increase (decrease) in:		
Accounts payable and accrued expenses	1,886,463	(200,219)
Net cash provided by operating activities	91,264,787	80,270,178
CASH FLOWS FROM INVESTING ACTIVITIES		
Acquisitions/disposals of property and equipment	(118,218)	516,360
Investment in property	0	
AFS/HTM/other investments and financial assets (FVPL)	(17,328,984)	(20,038,358)
Decrease (increase) in:		
Receivables from related parties	49,056	(944)
Other assets	(4)	(4)
Net cash provided by (used in) investing activities	(17,398,150)	(19,522,946)
CASH FLOWS FROM FINANCING ACTIVITIES		
Increase (decrease) in:		
Cash dividends declared and paid	(34,449,350)	0
Deposit liability	0	0
Dividends payable	7,330,220	0
Income tax payable	(2,890,224)	(2,890,224)
Net cash provided by (used in) financing activities	(30,009,354)	(2,890,224)
NET INCREASE (DECREASE) IN CASH AND CASH EQUIVALENTS	P 43,857,283	P 57,857,008
CASH AND CASH EQUIVALENTS, BEGINNING	1,042,203,697	1,042,203,697
CASH AND CASH EQUIVALENTS, ENDING	P 1,086,060,980	P 1,100,060,705

**F & J PRINCE HOLDINGS CORPORATION AND
SUBSIDIARIES**

ANNEX "E"

Page 2

**CONSOLIDATED STATEMENT OF CASH FLOWS
FOR THE YEAR ENDING DECEMBER 31, 2012**

Audited

CASH FLOWS FROM OPERATING ACTIVITIES

Income (loss) before income tax from continuing operations	P	128,797,040
Income (loss) from discontinued operations		
Adjustments for:		
Net unrealized foreign exchange losses (gains)		2,002,275
Provision for legal obligation		
Depreciation		2,903,072
Retirement expense		808,611
Provision for impairment losses on AFS financial assets		
Gain on disposal of investment in subsidiary		
Dividend income		(1,009,024)
Losses(gains) on fair value changes of financial assets at FVPL		(6,646,383)
Equity in net losses (earnings) of associates		(77,663,475)
Interest income		(69,540,176)
Loss(gain) on disposal of property and equipment		(125,000)
Loss(gain) on disposal of AFS and HTM investments		179,350

Operating loss before working capital changes (20,293,710)

Decrease (increase) in:

Receivables	(79,237)
Prepaid expenses and other current assets	(248,535)
Increase (decrease) in accounts payable and accrued expense	287,750

Net cash flows used in operations (20,333,732)

Dividends received 50,423,637

Interest received 69,612,753

Income taxes paid (11,852,992)

Net cash flows from operating activities 87,849,666

CASH FLOWS FROM INVESTING ACTIVITIES

Proceeds from disposal of:

Investment in subsidiary	
AFS financial assets	7,577,883
Fixed income deposits	-
Property and equipment	125,000

Addition to:

AFS financial assets	(40,113,005)
Investments in associates	
Return of deposit from associate	
Financial assets at FVPL	(71,764)
Property and equipment	(125,364)
Increase(decrease) in receivable from related parties	44,276
Increase(decrease) in other non-current assets	3,484,382

Net cash flows from (used in) investing activities (29,078,592)

CASH FLOWS FROM FINANCING ACTIVITIES

Dividends paid (45,857,413)

Purchase of treasury shares (63,540)

Dividends to non-controlling interest (7,330,200)

Net cash flows from financing activities (53,251,153)

NET INCREASE (DECREASE) IN CASH AND CASH EQUIVALENTS 5,519,921

EFFECTS OF EXCHANGE RATE CHANGES ON CASH AND

CASH EQUIVALENTS (179,625)

CASH AND CASH EQUIVALENTS AT BEGINNING OF YEAR 1,042,203,697

CASH AND CASH EQUIVALENTS AT END OF YEAR P 1,047,543,993

F&J PRINCE HOLDINGS CORPORATION AND SUBSIDIARY
CONSOLIDATED BALANCE SHEET AS OF MARCH 31, 2013 AND DECEMBER 31, 2012
WITH VERTICAL AND HORIZONTAL PERCENTAGE ANALYSIS

"ANNEX F"

Page 1

	UNAUDITED3 MARCH 31, 2013	VERTICAL PERCENTAGE ANALYSIS MARCH 31, 2013	AUDITED DEC. 31, 2012	VERTICAL PERCENTAGE ANALYSIS DEC. 31, 2012	INCREASE (DECREASE) AMOUNT MARCH 31, 2013	INCREASE (DECREASE) PERCENTAGE ANALYSIS MARCH 31, 2013
ASSETS						
Current Assets						
Cash and cash equivalents	1,073,565,173	59.83%	1,047,543,993	59.02%	26,021,180	2.48%
Financial assets at fair value through fair value thru profit or loss (FVPL)	64,653,662	3.60%	59,176,111	3.34%	5,477,551	9.26%
Short-term investments	-	-	-	-	-	-
Receivables :						
Advances to Officers & Employees	0	0.00%	1,500	0.00%	(1,500)	-100.00%
Creditable Withheld Taxes	45,216	0.00%	0	0.00%	45,216	0.00%
Accounts Receivable	400,843	0.01%	327,945	0.02%	72,898	22.23%
Dividends Receivable	37,125,032	2.08%	55,416,032	3.12%	(18,291,000)	-33.01%
Management Fee Receivable	45,197,865	2.53%	45,197,865	2.55%	0	0.00%
Accrued Interest Receivable	43,753,772	2.44%	43,753,772	2.47%	0	0.00%
Others	10,605,373	0.59%	9,657,596	0.54%	947,777	9.81%
Total Receivables	137,128,101	7.65%	154,354,710	8.70%	(17,226,609)	-11.16%
Allowance for doubtful accounts	90,110,187	-502%	90,110,187	-5.08%	0	0.00%
Total Receivables-Net	47,017,914	2.63%	64,244,523	3.62%	(17,226,609)	-26.81%
Convertible note receivable	10,262,500	0.57%	0	0.00%	10,262,500	0.00%
Current portion of AFS investments	15,710,100	0.88%	23,390,100	1.32%	(7,680,000)	-39.72%
Prepaid expenses & other current assets:						
Others	1,902,771	0.11%	1,895,735	0.10%	7,036	0.37%
Input Tax	3,306,532	0.18%	3,279,561	0.18%	26,971	0.82%
Prepaid Income Tax	400,000	0.02%	400,000	0.02%	0	0.00%
Total Prepaid expenses & other current assets	5,609,303	0.31%	5,575,296	0.30%	34,007	0.61%
Total Current Assets	1,216,818,652	67.82%	1,199,930,023	67.60%	16,888,629	1.41%
Non-current Assets						
Receivables from related parties	3,901,612	0.22%	3,860,514	0.22%	41,098	1.06%
Investments in associates	163,467,780	9.11%	163,467,780	9.21%	0	0.00%
Fixed income deposits	0	0.00%	0	0.00%	0	0.00%
Available -for-sale (AFS) investments	324,429,678	18.08%	321,183,236	18.10%	3,246,442	1.01%
Investment in properties	46,319,625	2.58%	46,319,625	2.61%	0	0.00%
Property and Equipment						
Building	47,014,750	2.62%	47,014,750	2.65%	0	0.00%
Building Improvements	8,058,590	0.45%	8,058,590	0.45%	0	0.00%
Transportation equipment	7,832,584	0.44%	7,832,584	0.44%	0	0.00%
Furniture and fixtures	2,732,637	0.15%	2,732,637	0.15%	0	0.00%
Total Property and Equipment	65,638,561	3.66%	65,638,561	3.69%	0	0.00%
Less: accumulated depreciation	37,245,761	-2.08%	36,985,360	-2.08%	260,401	0.70%
Net Book Value	28,392,800	1.58%	28,653,201	1.61%	(260,401)	-0.91%
Total Property and Equipment	28,392,800	1.58%	28,653,201	1.61%	(260,401)	-0.91%
Deferred income tax assets-net	0	0.00%	0	0.00%	0	0.00%
Other Assets - net	10,988,608	0.61%	11,567,925	0.65%	(579,317)	-5.01%
Total Non-Current Assets	577,500,103	32.18%	575,052,281	32.40%	2,447,822	0.43%
TOTAL ASSETS	1,794,318,755	100.00%	1,774,982,304	100.00%	19,336,451	1.09%

	UNAUDITED MARCH 31, 2013	VERTICAL PERCENTAGE ANALYSIS MARCH 31, 2013	AUDITED DEC. 31, 2012	VERTICAL PERCENTAGE ANALYSIS DEC. 31, 2012	INCREASE (DECREASE) AMOUNT MARCH 31, 2013	INCREASE (DECREASE) PERCENTAGE ANALYSIS MARCH 31, 2013
LIABILITIES & STOCKHOLDERS' EQUITY						
Current Liabilities						
Accounts Payable and accrued expenses						
Accounts payable-trade	6,395	0.00%	0	0.00%	6,395	0.00%
Accounts payable-others	735,509	0.03%	974,058	0.05%	(238,549)	-24.49%
Withholding taxes payable	203,999	0.01%	404,084	0.02%	(200,085)	-49.52%
SSS Premium Payable	16,683	0.00%	17,490	0.00%	(807)	-4.61%
HDMF Premium Payable	2,400	0.00%	2,400	0.00%	0	0.00%
Philhealth Premium Payable	6,200	0.00%	5,825	0.00%	375	6.44%
Deposit Payable	1,588,122	0.09%	1,193,714	0.07%	394,408	33.04%
Output Vat Payable	39,571	0.00%	0	0.00%	39,571	0.00%
Accrued expenses	499,812	0.03%	650,619	0.04%	(150,807)	-23.18%
Total Accounts payable & accrued expenses	3,098,691	0.16%	3,248,190	0.18%	(149,499)	-4.60%
Dividends Payable	679,970	0.04%	679,970	0.04%	0	0.00%
Income Tax Payable	968,515	0.05%	968,515	0.05%	0	0.00%
Provision for legal obligation	5,000,000	0.29%	5,000,000	0.28%	0	0.00%
Total Current Liabilities	9,747,176	0.54%	9,896,675	0.55%	(149,499)	-1.51%
Non-Current Liabilities						
Deferred tax liabilities-net	0	0.00%	0	0.00%	0	0.00%
Payable to related parties	0	0.00%	0	0.00%	0	0.00%
Retirement benefit obligation	4,798,779	0.28%	4,798,779	0.27%	0	0.00%
Total Non-Current Liabilities	4,798,779	0.28%	4,798,779	0.27%	0	0.00%
Stockholders' Equity						
Capital stock	481,827,653	26.85%	481,827,653	27.15%	0	0.00%
Additional paid in capital	144,759,977	8.06%	144,759,977	8.16%	0	0.00%
Other reserves	4,249,558	0.24%	(913,522)	-0.05%	5,163,080	565.18%
Treasury shares	(96,400,447)	-5.37%	(96,400,447)	-5.43%	0	0.00%
Retained earnings	1,170,280,622	65.22%	1,156,535,490	65.15%	13,745,132	1.19%
Total Equity Attributable to Stockholders of the Company	1,704,717,363	95.00%	1,685,809,151	94.98%	18,908,212	1.12%
Minority Interest	75,055,437	4.18%	74,477,699	4.20%	577,738	0.78%
Total Stockholders' Equity	1,779,772,800	99.18%	1,760,286,850	99.18%	19,485,950	1.11%
TOTAL LIABILITIES & STOCKHOLDERS' EQUITY	1,794,318,755	100.00%	1,774,982,304	100.00%	19,336,451	1.09%

F & J PRINCE HOLDINGS CORPORATION AND SUBSIDIARIES

NOTES TO CONSOLIDATED INTERIM FINANCIAL STATEMENTS

1. Corporate Information

Organization

F & J Prince Holdings Corporation (the Parent Company) was registered with the Philippine Securities and Exchange Commission (SEC) on February 18, 1971. Its primary purpose is to purchase, subscribe for or otherwise acquire and own, hold, use, sell, assign, transfer, mortgage, pledge, exchange, or otherwise dispose of real and personal property of every kind and description, including, but not limited to, land, building, condominium units, shares of stock, bonds, debentures, notes, evidence of indebtedness and other securities, contracts or obligations of any corporation and associations, domestic or foreign. The Parent Company's shares of stock are listed in and traded through the Philippine Stock Exchange (PSE). The principal activities of its subsidiaries are described in Note 2.

The registered office address of the Parent Company is 5th Floor, Citibank Center Building, 8741 Paseo de Roxas corner Villar Street, Salcedo Village, Makati City.

Authorization for Issuance

The consolidated financial statements of the Parent Company and its subsidiaries (collectively referred to as the Group) as at December 31, 2012 and 2011 and for each of the three years in the period ended December 31, 2012 were authorized for issue by the Board of Directors (BOD) on April 12, 2013.

2. Basis of Preparation, Statement of Compliance and Basis of Consolidation

Basis of Preparation

The consolidated financial statements have been prepared on a historical cost basis, except for financial assets at fair value through profit or loss (FVPL) and available-for-sale (AFS) financial assets that have been measured at fair value (see Notes 4 and 9). The consolidated financial statements are presented in Philippine peso, which is the Parent Company and its subsidiaries' functional currency.

Statement of Compliance

The consolidated financial statements have been prepared in compliance with Philippine Financial Reporting Standards (PFRS) as adopted by the Philippine SEC. PFRS includes statements named PFRS and Philippine Accounting Standards (PAS) and Philippine Interpretations issued by the Philippine Financial Reporting Standards Council (FRSC).

Changes in Accounting Policies and Disclosures

The accounting policies adopted are consistent with those of the previous financial year, except for the adoption of the following amended PFRS which were adopted as of January 1, 2012. Except as otherwise indicated, adoption of these changes in PFRS did not have any significant effect to the Group.

PFRS 7, Financial Instruments: Disclosures - Transfers of Financial Assets (Amendments)

The amendments require additional disclosures about financial assets that have been transferred but not derecognized to enhance the understanding of the relationship between those assets that have not been derecognized and their associated liabilities. In addition, the amendments require disclosures about continuing involvement in derecognized assets to enable users of financial statements to evaluate the nature of, and risks associated with, the entity's continuing involvement in those derecognized assets

Philippine Accounting Standards (PAS) 12, Income Taxes - Deferred Tax: Recovery of Underlying Assets (Amendments)

This amendment to PAS 12 clarifies the determination of deferred tax on investment property measured at fair value. The amendment introduces a rebuttable presumption that the carrying amount of investment property measured using the fair value model in PAS 40, *Investment Property*, will be recovered through sale and, accordingly, requires that any related deferred tax should be measured on a 'sale' basis. The presumption is rebutted if the investment property is depreciable and it is held within a business model whose objective is to consume substantially all of the economic benefits in the investment property over time ('use' basis), rather than through sale. Furthermore, the amendment introduces the requirement that deferred tax on non-depreciable assets measured using the revaluation model in PAS 16, *Property, Plant and Equipment*, always be measured on a sale basis of the asset. The amendments are effective for periods beginning on or after January 1, 2012.

Standards issued but not yet effective

The Company will adopt the following standards and interpretations enumerated below when these become effective. Except as otherwise indicated, the Company does not expect the adoption of these new and amended PFRS to have significant impact on its financial statements.

Effective 2013

PFRS 7, Financial Instruments: Disclosures - Offsetting Financial Assets and Financial Liabilities (Amendments)

These amendments require an entity to disclose information about rights of set-off and related arrangements (such as collateral agreements). The new disclosures are required for all recognized financial instruments that are set off in accordance with PAS 32, *Financial Instruments: Presentation*. These disclosures also apply to recognized financial instruments that are subject to an enforceable master netting arrangement or 'similar agreement', irrespective of whether they are set-off in accordance with PAS 32. The amendments require entities to disclose, in a tabular format unless another format is more appropriate, the following minimum quantitative information. This is presented separately for financial assets and financial liabilities recognized at the end of the reporting period:

- a) The gross amounts of those recognized financial assets and recognized financial liabilities;
- b) The amounts that are set off in accordance with the criteria in PAS 32 when determining the net amounts presented in the consolidated statement of financial position;
- c) The net amounts presented in the consolidated statement of financial position;
- d) The amounts subject to an enforceable master netting arrangement or similar agreement that are not otherwise included in (b) above, including:
 - i. Amounts related to recognized financial instruments that do not meet some or all of the offsetting criteria in PAS 32; and
 - ii. Amounts related to financial collateral (including cash collateral); and
- e) The net amount after deducting the amounts in (d) from the amounts in (c) above.

The amendments to PFRS 7 are to be retrospectively applied and are effective for annual periods beginning on or after January 1, 2013.

PFRS 10, Consolidated Financial Statements

PFRS 10 replaces the portion of PAS 27, *Consolidated and Separate Financial Statements*, that addresses the accounting for consolidated financial statements. It also includes the issues raised in SIC 12, *Consolidation - Special Purpose Entities*. PFRS 10 establishes a single control model that applies to all entities including special purpose entities. The changes introduced by PFRS 10 will require management to exercise significant judgment to determine which entities are controlled, and therefore, are required to be consolidated by a parent, compared with the requirements that were in PAS 27. The standard becomes effective for annual periods beginning on or after January 1, 2013.

PFRS 11, Joint Arrangements

PFRS 11 replaces PAS 31, *Interests in Joint Ventures*, and SIC 13, *Jointly Controlled Entities - Non-Monetary Contributions by Venturers*. PFRS 11 removes the option to account for jointly controlled entities using proportionate consolidation. Instead, jointly controlled entities that meet the definition of a joint venture must be accounted for using the equity method. The standard becomes effective for annual periods beginning on or after January 1, 2013.

PFRS 12, Disclosure of Interests in Other Entities

PFRS 12 includes all of the disclosures related to consolidated financial statements that were previously in PAS 27, as well as all the disclosures that were previously included in PAS 31 and PAS 28, *Investments in Associates*. These disclosures relate to an entity's interests in subsidiaries, joint arrangements, associates and structured entities. A number of new disclosures are also required. The standard becomes effective for annual periods beginning on or after January 1, 2013.

PFRS 13, Fair Value Measurement

PFRS 13 establishes a single source of guidance under PFRSs for all fair value measurements. PFRS 13 does not change when an entity is required to use fair value, but rather provides guidance on how to measure fair value under PFRS when fair value is required or permitted. This standard should be applied prospectively as of the beginning of the annual period in which it is initially applied. Its disclosure requirements need not be applied in comparative information provided for periods before initial application of PFRS 13. The standard becomes effective for annual periods beginning on or after January 1, 2013.

PAS 1, Presentation of Financial Statements - Presentation of Items of Other Comprehensive Income (Amendments)

The amendments to PAS 1 change the grouping of items presented in other comprehensive income. Items that can be reclassified (or "recycled") to profit or loss at a future point in time (for example, upon derecognition or settlement) will be presented separately from items that will never be recycled. The amendments affect presentation only and have no impact on the Group's financial position or performance. The amendment becomes effective for annual periods beginning on or after July 1, 2012. The amendments will be applied retrospectively and will result to the modification of the presentation of items of other comprehensive income.

PAS 19, Employee Benefits (Revised)

Amendments to PAS 19 range from fundamental changes such as removing the corridor mechanism and the concept of expected returns on plan assets to simple clarifications and rewording. The revised standard also requires new disclosures such as, among others, a sensitivity analysis for each significant actuarial assumption, information on asset-liability matching

strategies, duration of the defined benefit obligation, and disaggregation of plan assets by nature and risk. The amendments become effective for annual periods beginning on or after January 1, 2013. Once effective, the Group has to apply the amendments retroactively to the earliest period presented.

The Group reviewed its existing employee benefits and determined that the amended standard has significant impact on its accounting for retirement benefits. The effects are detailed below:

	As at December 31, 2012	As at January 1, 2012
Increase (decrease) in:		
<u>Consolidated statements of financial position</u>		
Retirement benefit obligation	(₱7,592)	₱99,124
Deferred tax asset*	516,845	283,929
Other comprehensive income	(1,211,285)	(593,114)
Retained earnings	1,735,722	777,919
	For the year ended December 31, 2012	For the year ended December 31, 2011
<u>Consolidated statement of income</u>		
Retirement benefit cost	(₱240,907)	(₱1,368,290)
Provision for income tax	72,272	410,487
Net income for the year		
Attributable to the owners of the Parent Company	(275,865)	(909,913)
Attributable to non-controlling interests	(14,519)	(47,890)
Other comprehensive income, net of deferred income tax		
Attributable to the owners of the Parent Company	587,262	125,518
Attributable to non-controlling interests	30,909	6,606

*As of December 31, 2012, the Group did not recognize deferred tax asset on temporary difference arising from retirement benefits.

PAS 27, *Separate Financial Statements* (as revised in 2011)

As a consequence of the issuance of the new PFRS 10, *Consolidated Financial Statements*, and PFRS 12, *Disclosure of Interests in Other Entities*, what remains of PAS 27 is limited to accounting for subsidiaries, jointly controlled entities, and associates in the separate financial statements. The adoption of the amended PAS 27 will not have a significant impact on the separate financial statements of the entities in the Group. The amendment becomes effective for annual periods beginning on or after January 1, 2013.

PAS 28, *Investments in Associates and Joint Ventures* (as revised in 2011)

As a consequence of the issuance of the new PFRS 11, *Joint Arrangements*, and PFRS 12, *Disclosure of Interests in Other Entities*, PAS 28, *Investments in Associates*, has been renamed PAS 28, *Investments in Associates and Joint Ventures*, and describes the application of the equity method to investments in joint ventures in addition to associates. The amendment becomes effective for annual periods beginning on or after January 1, 2013.

Philippine Interpretation IFRIC 20, Stripping Costs in the Production Phase of a Surface Mine

This interpretation applies to waste removal costs (“stripping costs”) that are incurred in surface mining activity during the production phase of the mine (“production stripping costs”). If the benefit from the stripping activity will be realized in the current period, an entity is required to account for the stripping activity costs as part of the cost of inventory. When the benefit is the improved access to ore, the entity should recognize these costs as a non-current asset, only if certain criteria are met (“stripping activity asset”). The stripping activity asset is accounted for as an addition to, or as an enhancement of, an existing asset. After initial recognition, the stripping activity asset is carried at its cost or revalued amount less depreciation or amortization and less impairment losses, in the same way as the existing asset of which it is a part. This interpretation becomes effective for annual periods beginning on or after January 1, 2013.

Effective 2014

PAS 32, Financial Instruments: Presentation - Offsetting Financial Assets and Financial Liabilities (Amendments)

The amendments clarify the meaning of “currently has a legally enforceable right to set-off” and also clarify the application of the PAS 32 offsetting criteria to settlement systems (such as central clearing house systems) which apply gross settlement mechanisms that are not simultaneous. The amendments affect presentation only and have no impact on the Group’s financial position or performance. The amendments to PAS 32 are to be retrospectively applied for annual periods beginning on or after January 1, 2014.

Effective 2015

PFRS 9, Financial Instruments

PFRS 9, as issued, reflects the first phase on the replacement of PAS 39, *Financial Instruments: Recognition and Measurement*, and applies to the classification and measurement of financial assets and liabilities as defined in PAS 39. Work on impairment of financial instruments and hedge accounting is still ongoing, with a view to replacing PAS 39 in its entirety. PFRS 9 requires all financial assets to be measured at fair value at initial recognition. A debt financial asset may, if the fair value option (FVO) is not invoked, be subsequently measured at amortized cost if it is held within a business model that has the objective to hold the assets to collect the contractual cash flows and its contractual terms give rise, on specified dates, to cash flows that are solely payments of principal and interest on the principal outstanding. All other debt instruments are subsequently measured at fair value through profit or loss. All equity financial assets are measured at fair value either through other comprehensive income or profit or loss. Equity financial assets held for trading must be measured at fair value through profit or loss. For FVO liabilities, the amount of change in the fair value of a liability that is attributable to changes in credit risk must be presented in other comprehensive income. The remainder of the change in fair value is presented in profit or loss, unless presentation of the fair value change in respect of the liability’s credit risk in other comprehensive income would create or enlarge an accounting mismatch in profit or loss. All other PAS 39 classification and measurement requirements for financial liabilities have been carried forward into PFRS 9, including the embedded derivative separation rules and the criteria for using the FVO. The adoption of the first phase of PFRS 9 will have an effect on the classification and measurement of the Group’s financial assets, but will potentially have no impact on the classification and measurement of financial liabilities.

PFRS 9 is effective for annual periods beginning on or after January 1, 2015. The Group decided not to early adopt PFRS 9 for its 2012 reporting ahead of its effectivity date on January 1, 2015 and therefore the consolidated financial statements as at and for the year ended December 31, 2012 do not reflect the impact of the said standard. The Group, at present, decided not to early adopt the amendments to PFRS 9 in its 2013 financial reporting.

The Group's AFS financial assets may be affected by the adoption of this standard in 2015.

Effective date to be determined

Philippine Interpretation IFRIC 15, Agreements for the Construction of Real Estate

This interpretation covers accounting for revenue and associated expenses by entities that undertake the construction of real estate directly or through subcontractors. The interpretation requires that revenue on construction of real estate be recognized only upon completion, except when such contract qualifies as construction contract to be accounted for under PAS 11, *Construction Contracts*, or involves rendering of services in which case revenue is recognized based on stage of completion. Contracts involving provision of services with the construction materials and where the risks and reward of ownership are transferred to the buyer on a continuous basis will also be accounted for based on stage of completion. The SEC and the Financial Reporting Standards Council have deferred the effectivity of this interpretation until the final Revenue standard is issued by the International Accounting Standards Board and an evaluation of the requirements of the final Revenue standard against the practices of the Philippine real estate industry is completed.

Annual Improvements to PFRS (2009-2011 cycle)

The *Annual Improvements to PFRS (2009-2011 cycle)* contain non-urgent but necessary amendments to PFRSs. The amendments are effective for annual periods beginning on or after January 1, 2013 and are applied retrospectively. Earlier application is permitted.

PFRS 1, First-time Adoption of PFRS - Borrowing Costs

The amendment clarifies that, upon adoption of PFRS, an entity that capitalized borrowing costs in accordance with its previous generally accepted accounting principles, may carry forward, without any adjustment, the amount previously capitalized in its opening consolidated statement of financial position at the date of transition. Subsequent to the adoption of PFRS, borrowing costs are recognized in accordance with PAS 23, *Borrowing Costs*. The amendment does not apply to the Group as it is not a first-time adopter of PFRS.

PAS 1, Presentation of Financial Statements - Clarification of the Requirements for Comparative Information

The amendments clarify the requirements for comparative information that are disclosed voluntarily and those that are mandatory due to retrospective application of an accounting policy, or retrospective restatement or reclassification of items in the financial statements. An entity must include comparative information in the related notes to financial statements when it voluntarily provides comparative information beyond the minimum required comparative period. The additional comparative period does not need to contain a complete set of financial statements. On the other hand, supporting notes for the third balance sheet (mandatory when there is a retrospective application of an accounting policy, or retrospective restatement or reclassification of items in the financial statements) are not required. The amendments affect disclosures only and have no impact on the Group's financial position or performance.

PAS 16, Property, Plant and Equipment - Classification of Servicing Equipment

The amendment clarifies that spare parts, stand-by equipment and servicing equipment should be recognized as property, plant and equipment when they meet the definition of property, plant and equipment and should be recognized as inventory if otherwise. The amendment will not have any significant impact on the Group's financial position or performance.

PAS 32, Financial Instruments: Presentation - Tax Effect of Distribution to Holders of Equity Instruments

The amendment clarifies that income taxes relating to distributions to equity holders and to transaction costs of an equity transaction are accounted for in accordance with PAS 12, *Income Taxes*. The Group expects that this amendment will not have any impact on its financial position or performance.

PAS 34, Interim Financial Reporting - Interim Financial Reporting and Segment Information for Total Assets and Liabilities

The amendment clarifies that the total assets and liabilities for a particular reportable segment need to be disclosed only when the amounts are regularly provided to the chief operating decision maker and there has been a material change from the amount disclosed in the entity's previous annual financial statements for that reportable segment. The amendment affects disclosures only and has no impact on the Group's financial position or performance.

Basis of Consolidation

The consolidated financial statements include the accounts of the Parent Company and Magellan Capital Holdings Corporation (MCHC) and its subsidiaries (MCHC Group) as of December 31, 2012 and 2011 and for each of the three years in the period ended December 31, 2012.

Subsidiaries are entities over which the Parent Company has the power to govern the financial and operating policies, generally accompanying a shareholding of more than one half of the voting rights. The existence and effect of potential voting rights that are currently exercisable or convertible are considered when assessing whether the Parent Company controls another entity.

Subsidiaries are fully consolidated from the date of acquisition, being the date on which the Parent Company obtains control, and continue to be consolidated until the date that such control ceases. The financial statements of the subsidiaries are prepared for the same reporting period as the Parent Company using consistent accounting policies for like transactions and other events in similar circumstances. All intra-group balances and transactions, unrealized gains and losses resulting from intra-group transactions and dividends are eliminated in full.

Total comprehensive income within a subsidiary are attributed to the non-controlling interest even if that results in a deficit balance.

A change in the ownership interest of a subsidiary, without loss of control, is accounted for as an equity transaction. If the Group loses control over a subsidiary, it:

- Derecognizes the assets (including goodwill) and liabilities of the subsidiary
- Derecognizes the carrying amount of any non-controlling interest
- Derecognizes the cumulative translation differences recorded in equity
- Recognizes the fair value of the consideration received
- Recognizes the fair value of any investment retained

- Recognizes any surplus or deficit in profit or loss
- Reclassifies the parent's share of components previously recognized in other comprehensive income to profit or loss or retained earnings, as appropriate.

As of December 31, 2012 and 2011, the Group has 94.37% interest in the unquoted equity stocks of MCHC, a holding company involved in investing real and personal properties of every kind, including, but not limited to, land, buildings, condominium units, shares of stock, bonds, and other securities of any corporation or association, domestic or foreign. The cost of investment in MCHC amounted to ₱537,514,860 as of March 31, 2013 and December 31, 2012.

MCHC has investments in the following subsidiaries:

	Country of Incorporation	Percentage of Ownership	
		2012	2011
Pinamucan Industrial Estates, Inc. (PIEI)	Philippines	100	100
Malabrigo Corporation (MC)*	Philippines	100	100
Magellan Capital Realty Development Corporation (MCRDC)*	Philippines	100	100
Magellan Capital Trading Corporation (MCTC)*	Philippines	100	100

*Still in the preoperating stage.

PIEI

PIEI was organized primarily as a real estate developer and was registered with the Philippine SEC on May 5, 1993. It started its commercial operations on July 14, 1994.

MC

MC was organized primarily to purchase, operate, maintain and sell coal mines and their products and by-products. MC was incorporated on August 31, 1993 and has not yet started commercial operations.

On December 11, 2012, the BOD of MC authorized the issuance of its remaining 7,500,000 unissued shares to MCHC and convert part of the Company's advances to MC as payment of the subscription.

MCRDC

MCRDC was organized to purchase, subscribe for, or otherwise acquire and own, hold, use, sell, assign, transfer, mortgage, pledge, exchange or otherwise dispose of shares of stock, bonds, debentures, notes, evidence of indebtedness and other securities, contracts and obligations of any corporation or corporations, domestic or foreign. MCRDC was registered with the Philippine SEC on November 14, 1990 and has not yet started commercial operations.

MCTC

MCTC was organized to conduct and carry on the business of buying, selling, distributing, marketing at wholesale and retail all kinds of goods, commodities, wares and merchandise. MCTC was registered in the Philippine SEC on January 7, 1991 and has not yet started commercial operations.

Batangas-Agro Industrial Development Corporation (BAID)

In 2011, the Group sold its investment in BAID. Gain on the disposal of the investment in BAID amounted to ₱925,298,431, presented as "Income from discontinued operations - net of tax" in the consolidated statements of income, net of share in net loss in 2011. Furthermore, allowance for

impairment pertaining to receivables from BAID and subsidiaries that have been collected were reversed and recognized as gain by the Group.

Transactions with Non-controlling Interests

Non-controlling interests represent the portion of net income or loss and net assets in MCHC not held by the Group and are presented separately in the consolidated statement of income and within equity in the consolidated statement of financial position, separately from total equity attributable to equity holders of the Parent Company. Transactions with non-controlling interests are accounted for as equity transactions. On acquisitions of non-controlling interests, the difference between the consideration and the book value of the share of the net assets acquired is reflected as being a transaction between owners and recognized directly in equity. Gain or loss on disposals of non-controlling interests is also recognized directly in equity.

Investments in Associates

The Group's investments in associates are accounted for under the equity method of accounting. An associate is an entity in which the Group has significant influence and which is neither a subsidiary nor a joint venture.

Under the equity method, investments in associates are carried in the consolidated statement of financial position at cost plus post-acquisition changes in the Group's share of net assets of the associates. Goodwill relating to an associate is included in the carrying amount of the investment and is not amortized. The consolidated statement of income reflects the share in the results of operations of the associates. After application of the equity method, the Group determines whether it is necessary to recognize any additional impairment loss with respect to the Group's net investment in its associates. Where there has been a change recognized directly in the equity of the associate, the Group recognizes its share of any changes and discloses this, when applicable, in the consolidated statement of changes in equity. Profits and losses resulting from transactions between the Group and the associates are eliminated to the extent of the Group's interest in the associate.

Losses of an associate in excess of the Group's interest in that associate (which includes any long-term interests that, in substance, form part of the Group's net investment in the associate) are not recognized, unless the Group has incurred legal or constructive obligations or made payments on behalf of the associate. If the associate subsequently reports profits, the Group resumes recognizing its share of these profits only after its share of the profits equals the share of the losses not recognized.

The reporting dates of the associates and the Group are identical and the associates' accounting policies conform to those used by the Group for like transactions and events in similar circumstances.

Upon loss of significant influence over the associate, the Group measures and recognizes any retaining investment at its fair value. Any difference between the carrying amount of the associate upon loss of significant influence and the fair value of the retained investment and proceeds from disposal is recognized in profit or loss.

The Group has equity interest in the unquoted equity securities of and additional deposits for stock subscription to the following associates as of December 31:

	Country of Incorporation	Percentage of Ownership	
		2012	2011
Magellan Utilities Development Corporation (MUDC)	Philippines	43	43
Business Process Outsourcing, International (BPO)		35	35
Pointwest Technologies Corporation (PTC)	Philippines	30	30

Business Combinations and Goodwill

Business combinations are accounted for using the acquisition method. The cost of an acquisition is measured as the aggregate of the consideration transferred, measured at acquisition date fair value and the amount of any non-controlling interest in the acquiree. For each business combination, the Group elects whether it measures the non-controlling interest in the acquiree either at fair value or at the proportionate share of the acquiree's identifiable net assets. Acquisition costs incurred are expensed and included in administrative expenses.

When the Group acquires a business, it assesses the financial assets and liabilities assumed for appropriate classification and designation in accordance with the contractual terms, economic circumstances and pertinent conditions as at the acquisition date. This includes the separation of embedded derivatives in host contracts by the acquiree.

If the business combination is achieved in stages, the acquisition date fair value of the acquirer's previously held equity interest in the acquiree is remeasured to fair value at the acquisition date through profit or loss.

Any contingent consideration to be transferred by the acquirer will be recognized at fair value at the acquisition date. Subsequent changes to the fair value of the contingent consideration that is deemed to be an asset or liability will be recognized in accordance with PAS 39 either in profit or loss or as a change to other comprehensive income. If the contingent consideration is classified as equity, it shall not be remeasured until it is finally settled within equity.

Goodwill is initially measured at cost, being the excess of the aggregate of the consideration transferred and the amount recognized for non-controlling interest over the net identifiable assets acquired and liabilities assumed. If this consideration is lower than the fair value of the net assets of the subsidiary acquired, the difference is recognized directly in profit or loss.

After initial recognition, goodwill is measured at cost less any accumulated impairment losses. For the purpose of impairment testing, goodwill acquired in a business combination is, from the acquisition date, allocated to each of the Group's cash-generating units that are expected to benefit from the combination, irrespective of whether other assets or liabilities of the acquiree are assigned to those units.

Where goodwill forms part of a cash-generating unit and part of the operation within that unit is disposed of, the goodwill associated with the operation disposed of is included in the carrying amount of the operation when determining the gain or loss on disposal of the operation. Goodwill disposed of in this circumstance is measured based on the relative values of the operation disposed of and the portion of the cash-generating unit retained.

Impairment of goodwill

Following initial recognition, goodwill is measured at cost less any accumulated impairment losses. Goodwill is reviewed for impairment, annually or more frequently, if events or changes in circumstances indicate that the carrying value may be impaired.

For the purpose of impairment testing, goodwill acquired in a business combination is, from the acquisition date, allocated to each of the Group's cash-generating units, or groups of cash-generating units, that are expected to benefit from the synergies of the combination, irrespective of whether other assets or liabilities of the Group are assigned to those units or groups of units.

Impairment is determined by assessing the recoverable amount of the cash-generating unit or group of cash-generating units, to which the goodwill relates. Where the recoverable amount of the cash-generating unit or group of cash-generating units is less than the carrying amount, an impairment loss is recognized.

Discontinued Operations

A discontinued operation is a component of the Group's business that represents a separate major line of business or geographical area of operations that had been disposed of or is held for sale, or is a subsidiary acquired exclusively with a view to re-sell. Classification as a discontinued operation occurs upon disposal or when the operation meets the criteria to be classified as held for sale, if earlier. When an operation is classified as a discontinued operation, the comparative consolidated statement of income and consolidated statement of comprehensive income are represented as if the operation had been discontinued from the start of the comparative period. In the consolidated statement of income of the reporting period, and of the comparable period of the previous year, income and expenses from discontinued operations are reported separately from continuing income and expenses down to the level of profit after taxes, even when the Group retains a non-controlling interest in the subsidiary after the sale. The resulting profit or loss (after taxes) is reported separately in the consolidated statement of income.

3. Summary of Significant Accounting Policies

Cash and Cash Equivalents

Cash includes cash on hand and with banks. Cash equivalents are short-term, highly liquid investments that are readily convertible to known amounts of cash with original maturities of three months or less from dates of acquisition and that are subject to insignificant risk of changes in value.

Financial Instruments

The Group recognizes a financial asset or a financial liability in the consolidated statement of financial position when it becomes a party to the contractual provisions of the instrument. In the case of a regular way purchase or sale of financial assets, recognition and disposals or retirements, as applicable, is done using settlement date accounting.

Financial assets and financial liabilities are recognized at fair value at inception. Transaction costs are included in the initial measurement of all financial assets and liabilities, except for financial instruments measured at FVPL.

Financial instruments are classified as liabilities or equity in accordance with the substance of the contractual arrangement. Interest, dividends, gains and losses relating to a financial instrument or a component that is a financial liability, are reported as expense or income. Distributions to holders of financial instruments classified as equity are charged directly to equity, net of any related income tax benefits.

Financial assets

Financial assets, within the scope of PAS 39, are classified into the following categories: financial asset at FVPL, loans and receivables, held-to-maturity (HTM) investments, and AFS financial assets. The classification depends on the purpose for which the investments were acquired and whether they are quoted in an active market. Management determines the classification at initial recognition and, where allowed and appropriate, re-evaluates such designation at every reporting date.

Financial assets are classified as current assets when these are expected to be realized within 12 months after the reporting date or within the normal operating cycle, whichever is longer. Otherwise, these are classified as other noncurrent assets.

Financial assets at FVPL

Financial assets at FVPL include financial assets held for trading purposes and financial assets designated upon initial recognition as at FVPL.

Financial assets are classified as held for trading if they are acquired for the purpose of selling and repurchasing in the near term. Derivatives, including embedded derivatives, are also classified as held for trading unless they are designated as effective hedging instruments or financial guarantee contracts. Gains or losses on investments held for trading are recognized in the consolidated statement of income. Interest earned is recorded in interest income, respectively, while dividend income is recorded as such according to the terms of the contract, or when the right of payment has been established.

Financial assets may be designated at initial recognition as at FVPL if the following criteria are met: (a) the designation eliminates or significantly reduces the inconsistent treatment that would otherwise arise from measuring the assets or recognizing gains or losses on them on a different basis; or (b) the assets are part of a group of financial assets which are managed and their performance evaluated on a fair value basis, in accordance with a documented risk management strategy; or (c) the financial asset contains an embedded derivative that would need to be separately recorded.

The Group's investments in trading securities are classified under financial assets at FVPL as of December 31, 2012 and 2011.

Loans and receivables

Loans and receivables are non-derivative financial assets with fixed or determinable payments that are not quoted in an active market. They are not entered into with the intention of immediate or short-term resale and are not classified or designated as AFS financial assets or financial assets at FVPL. After initial measurement, loans and receivables are subsequently carried at amortized cost using the effective interest rate method, less any allowance for impairment. Amortized cost is calculated by taking into account any discount or premium on acquisition and fees that are integral part of the effective interest rate. Gains and losses are recognized in the consolidated statement of income when the loans and receivables are derecognized or impaired, as well as through the amortization process.

As of December 31, 2012 and 2011, the Group's cash and cash equivalents, receivables, and fixed income deposits included under "Prepayments and other current assets" and "Other noncurrent assets" and receivables from related parties are classified as loans and receivables.

HTM investments

HTM investments are quoted non-derivative financial assets which carry fixed or determinable payments and fixed maturities and which the Group has the positive intention and ability to hold to maturity. Where the Group sells other than an insignificant amount of HTM investments, the entire category would be tainted and reclassified as AFS financial assets and the Group will be precluded from using the HTM investments account for the current period and for the next two succeeding periods from tainting date. After initial measurement, HTM investments are measured at amortized cost. Amortized cost is calculated by taking into account any discount or premium on acquisition and fees that are integral parts of the effective interest rate. Gains and losses are recognized in the consolidated statement of income when the investments are derecognized or impaired, as well as through the amortization process.

The Group previously had financial assets classified as HTM investments that were reclassified to AFS financial assets due to the sale of a significant portion of the investments. The Group has no HTM investments as of March 31, 2013 and December 31, 2012.

AFS financial assets

AFS financial assets are those non-derivative financial assets that are designated as such or do not qualify to be classified as financial assets at FVPL, HTM financial assets, or loans and receivables. AFS financial assets are purchased and held indefinitely and may be sold in response to liquidity requirements or changes in market conditions. These include equity investments.

After initial measurement, AFS financial assets are measured at fair value with gains or losses being recognized as a separate component in the equity section of the consolidated statements of financial position until the investment is derecognized or until the investment is determined to be impaired at which time the cumulative gain or loss previously reported in equity is included in the consolidated statement of income.

Interest earned on holding AFS financial assets are reported as interest income using the effective interest rate. Dividends earned on holding AFS equity instruments are recognized in the consolidated statement of income when the right to the payment has been established. AFS financial assets are classified as current if they are expected to be realized within 12 months from the reporting date. Otherwise, these are classified as noncurrent assets. The losses arising from impairment of AFS financial assets are recognized in the consolidated statement of income.

The Group's AFS financial assets consist of debt and equity securities as of March 31, 2013 and December 31, 2012.

Determination of fair value

The fair value for financial instruments traded in active markets at the reporting date is based on their quoted market prices or dealer price quotations (bid price for long positions and ask price for short positions), without any deduction for transaction costs. When current bid and asking prices are not available, the price of the most recent transaction is used since it provides evidence of the current fair value as long as there has not been a significant change in economic circumstances since the time of the transaction.

For all other financial instruments not quoted in an active market, the fair value is determined by using appropriate valuation techniques incorporating as much as possible market desirable inputs. Valuation techniques include discounted cash flow methodologies, comparison to similar instruments for which market observable prices exist, option pricing models, and other relevant valuation models.

Derivative financial instruments

Derivative instruments (including embedded derivatives) are initially recognized at fair value on the date in which a derivative transaction is entered into or bifurcated, and are subsequently re-measured at fair value. Gains and losses from changes in fair value of these derivatives are recognized in the consolidated statement of income.

An embedded derivative is separated from the host contract and accounted for as derivative if all the following conditions are met:

- the economic characteristics and risks of the embedded derivative are not closely related to the economic characteristic of the host contract;
- a separate instrument with the same terms as the embedded derivative would meet the definition of the derivative; and
- the hybrid or combined instrument is not recognized at FVPL.

The Group assesses whether embedded derivatives are required to be separated from host contracts when the Group first becomes party to the contract. Reassessment only occurs if there is a change in the terms of the contract that significantly modifies the cash flows that would otherwise be required.

As of December 31, 2012 and 2011, the Group has no bifurcated embedded derivatives.

Financial liabilities

Financial liabilities are classified as financial liabilities at FVPL and other financial liabilities. The Group's financial liabilities are of the nature of other financial liabilities.

Financial liabilities are classified as current liabilities when these are expected to be realized within 12 months from the reporting date or the Group does not have an unconditional right to defer settlement for at least 12 months from reporting date. Otherwise, these are classified as noncurrent liabilities.

Other financial liabilities

Issued financial instruments or their components, which are not held for trading or not designated at FVPL, are classified as other financial liabilities, where the substance of the contractual arrangement results in the Group having an obligation either to deliver cash or another financial asset to the holder, or to satisfy the obligation other than by the exchange of a fixed amount of cash or another financial asset for a fixed number of own equity shares. Other financial liabilities are initially recognized at the fair value of the consideration received less directly attributable transaction costs. The components of issued financial instruments that contain both liability and equity elements are accounted for separately, with the equity component being assigned the residual amount after deducting from the instrument, as a whole, the amount separately determined as the fair value of the liability component on the date of issue. After initial measurement, other financial liabilities are subsequently measured at amortized cost using the effective interest rate method.

Amortized cost is calculated by taking into account any discount or premium on the issue and fees that are an integral part of the effective interest rate. Any effects of restatement of foreign currency-denominated liabilities are recognized in the consolidated statement of income.

This accounting policy applies primarily to accounts payable and accrued expenses, dividends payable and other obligations that meet the above definition (other than liabilities covered by other accounting standards, such as income tax payable).

Derecognition of Financial Assets and Liabilities

Financial asset

A financial asset (or, where applicable, a part of a financial asset or part of a group of similar financial assets) is derecognized when:

- the rights to receive cash flows from the asset have expired;
- the Group retains the right to receive cash flows from the asset, but has assumed an obligation to pay them in full without material delay to a third party under a 'pass-through' arrangement; or
- the Group has transferred its rights to receive cash flows from the asset and either (a) has transferred substantially all the risks and rewards of the asset, or (b) has neither transferred nor retained substantially all the risks and rewards of the asset, but has transferred control of the asset.

Where the Group has transferred its rights to receive cash flows from an asset and has neither transferred nor retained substantially all the risks and rewards of the asset nor transferred control of the asset, the asset is recognized to the extent of the Group's continuing involvement in the asset. Continuing involvement that takes the form of a guarantee over the transferred asset is measured at the lower of the original carrying amount of the asset and the maximum amount of consideration that the Group could be required to repay.

Financial liability

A financial liability is derecognized when the obligation under the liability is discharged or cancelled or has expired.

Where an existing financial liability is replaced by another from the same lender on substantially different terms, or the terms of an existing liability are substantially modified, such an exchange or modification is treated as a derecognition of the original liability and the recognition of a new liability, and the difference in the respective carrying amounts is recognized in the consolidated statement of income.

Impairment of Financial Assets

The Group assesses at each reporting date whether there is any objective evidence that a financial asset or group of financial assets is impaired. A financial asset or a group of financial assets is deemed to be impaired if, and only if, there is objective evidence of impairment as a result of one or more events that has occurred after the initial recognition of the asset (an incurred 'loss event') and that loss event (or events) has an impact on the estimated future cash flows of the financial asset or group of financial assets that can be reliably estimated. Evidence of impairment may include indications that the borrower or a group of borrowers is experiencing significant financial difficulty, default or delinquency in interest or principal payments, the probability that they will enter bankruptcy or other financial reorganization and where observable data indicate that there is measurable decrease in the estimated future cash flows, such as changes in arrears or economic conditions that correlate with defaults.

Assets carried at amortized cost

The Group first assesses whether objective evidence of impairment exists individually for financial assets that are individually significant, and individually or collectively for financial assets that are not individually significant. If it is determined that no objective evidence of impairment exists for an individually assessed financial asset, whether significant or not, the asset is included in a group of financial assets with similar credit risk characteristics and that group of financial assets is collectively assessed for impairment. Assets that are individually assessed for impairment and for which an impairment loss, is or continues to be, recognized are not included in a collective assessment of impairment.

If there is objective evidence that an impairment loss on loans and receivables carried at amortized cost has been incurred, the amount of the loss is measured as the difference between the asset's carrying amount and the present value of estimated future cash flows (excluding future credit losses that have not been incurred) discounted at the financial asset's original effective interest rate (i.e., the effective interest rate computed at initial recognition). Time value is generally not considered when the effect of the discounting is not material. The carrying amount of the asset is reduced either directly or through use of an allowance account. Interest income continues to be accrued on the reduced carrying amount based on the original effective interest rate of the asset. The financial assets, together with the associated allowance accounts, is written off when there is no realistic prospect of future recovery and all collateral, if any, has been realized or has been transferred to the Group. The amount of the loss shall be recognized in the consolidated statement of income.

If, in a subsequent period, the amount of the impairment loss decreases and the decrease can be related objectively to an event occurring after the impairment was recognized, the previously recognized impairment loss is reversed. Any subsequent reversal of an impairment loss is recognized in the consolidated statement of income to the extent that the carrying value of the asset does not exceed its amortized cost at the reversal date.

In relation to receivables, a provision for impairment losses is made when there is objective evidence (such as the probability of insolvency or significant financial difficulty of the debtor) that the Group will not be able to collect all of the amounts due under the original terms of the invoice.

The carrying amount of the receivables shall be reduced through the use of an allowance account. Impaired debts shall be derecognized when they are assessed as uncollectible.

Assets carried at cost

If there is objective evidence that an impairment loss on an unquoted equity instrument that is not carried at fair value because its fair value cannot be reliably measured, or on a derivative asset that is linked to and must be settled by delivery of such an unquoted equity instrument has been incurred, the amount of the loss is measured as the difference between the asset's carrying amount and the present value of estimated future cash flows discounted at the current market rate of return for a similar financial asset.

AFS financial assets

For AFS financial assets, the Group assesses at each reporting date whether there is objective evidence that the financial asset is impaired.

In the case of equity investments classified as AFS, objective evidence of impairment would include a significant or prolonged decline in the fair value of the investments below its cost. Where there is evidence of impairment, the cumulative loss - measured as the difference between the acquisition cost and the current fair value, less any impairment loss on that financial asset previously recognized in the consolidated statement of income is removed from equity and recognized in the consolidated statement of income. Impairment losses on equity investments are not reversed through the consolidated statement of income. Increases in fair value after impairment are recognized directly in equity.

In the case of debt instruments classified as AFS, impairment is assessed based on the same criteria as financial assets carried at amortized cost. Future interest income is based on the reduced carrying amount and is accrued based on the rate of interest used to discount future cash flows for the purpose of measuring impairment loss. Such accrual is recorded as part of "Interest income" in the consolidated statement of income. If, in subsequent year, the fair value of a debt instrument increases and the increase can be objectively related to an event occurring after the impairment loss was recognized in the consolidated statement of income, the impairment loss is reversed through the consolidated statement of income.

"Day 1" Profit or Loss

When the transaction price in a non-active market is different from the fair value of other observable current market transactions in the same instrument or based on a valuation technique whose variables include only data from observable market, the Group recognizes the difference between the transaction price and fair value (a "Day 1" profit or loss) in the consolidated statement of income unless it qualifies for recognition as some other type of asset. In cases where use is made of data which is not observable, the difference between the transaction price and model value is only recognized in the consolidated statement of income when the inputs become observable or when the instrument is derecognized. For each transaction, the Group determines the appropriate method of recognizing the "Day 1" profit or loss amount.

Reclassification of Financial Instruments

If, as a result of a change in intention or ability or in the rare circumstance that a reliable measure of fair value is no longer available, it becomes appropriate to carry a financial asset or financial liability at cost or amortized cost rather than at fair value, the fair value carrying amount of the financial asset or the financial liability on that date becomes its new cost or amortized cost, as applicable.

In the case of a financial asset with a fixed maturity, any previous gain or loss on that asset that has been recognized directly in equity shall be amortized to the consolidated statement of comprehensive income over the remaining life of the investment using the effective interest rate method. Any difference between the new amortized cost and maturity amount shall also be amortized over the remaining life of the financial asset using the effective interest rate method, similar to the amortization of a premium and a discount. If the financial asset is subsequently impaired, any gain or loss that has been recognized directly in equity is recognized in the consolidated statement of comprehensive income.

In the case of a financial asset that does not have a fixed maturity, the gain or loss shall remain in equity until the financial asset is sold or otherwise disposed of, when it shall be recognized in the consolidated statement of income. If the financial asset is subsequently impaired, any previous gain or loss that has been recognized directly in equity is recognized in the consolidated statement of income.

Offsetting Financial Instruments

Financial assets and financial liabilities are offset and the net amount reported in the consolidated statement of financial position if, and only if, there is a currently enforceable legal right to offset the recognized amounts and there is an intention to settle on a net basis, or to realize the asset and settle the liability simultaneously. This is not generally the case with master netting agreements and the related assets and liabilities are presented gross in the consolidated statement of financial position.

Input Value-added Taxes (VAT)

Input VAT represents VAT imposed on the Group by its suppliers and contractors for the acquisition of goods and services required under Philippine taxation laws and regulations.

Input VAT is stated at its estimated net realizable value.

Creditable Withholding Taxes (CWT)

CWT, included in “Prepayments and other current assets” account in the consolidated statement of financial position, are amounts withheld from income subject to expanded withholding taxes. CWTs can be utilized as payment for income taxes provided that these are properly supported by certificates of creditable tax withheld at source subject to the rules on Philippine income taxation. CWTs which are expected to be utilized as payment for income taxes within twelve months are classified as current asset.

Property and Equipment

Property and equipment are stated at cost, excluding the costs of day-to-day servicing, less accumulated depreciation and accumulated impairment in value. Such cost includes the cost of replacing part of the property and equipment, including borrowing cost for long-term construction projects, when that cost is incurred and if the recognition criteria are met.

The carrying values of property and equipment are reviewed for impairment when events or changes in circumstances indicate that the carrying values may not be recoverable.

Depreciation is computed on a straight-line basis over the estimated useful lives of the property and equipment as follows:

<u>Category</u>	<u>Number of Years</u>
Condominium	25
Condominium improvements	10
Transportation equipment	10
Office furniture, fixtures and equipment	5

An item of property and equipment is derecognized upon disposal or when no future economic benefits are expected from its use or disposal. Any gain or loss arising on derecognition of the asset (calculated as difference between the net disposal proceeds and carrying amount of the asset) is included in the consolidated statement of income in the year the asset is derecognized.

Fully depreciated assets are retained in the accounts until these are no longer in use. When assets are sold or retired, the cost and the related accumulated depreciation and any impairment in value are eliminated from the accounts and any gain or loss resulting from their disposal is included in the consolidated statement of income.

The residual values, useful lives and depreciation method are reviewed periodically to ensure that the values, periods and method of depreciation are consistent with the expected pattern of economic benefits from items of property and equipment.

Investment Property

Investment property, comprising a parcel of land, is held either to earn rental income or for capital appreciation or both. Investment property is measured at cost, including transaction costs less any accumulated impairment in value.

Investment property is derecognized when they have been disposed of or when the investment property is permanently withdrawn from use and no future economic benefit is expected from its disposal. Any gains or losses on the retirement or disposal of an investment property are recognized in the consolidated statement of income in the period of the retirement or disposal.

Transfers are made to or from investment property only when there are changes in use. For a transfer from investment property under the cost model to owner occupied property or inventories, no change in the carrying value amount of the property transferred and the transfers do not change the deemed cost for subsequent accounting of that property for measurement or disclosure purposes.

Impairment of Nonfinancial Assets

At each reporting date, the Group assesses whether there is any indication that its nonfinancial assets (namely: prepayments and other current assets, investment in associates, property and equipment, investment property, and other noncurrent assets) may be impaired. When an indicator of impairment exists or when an annual impairment testing for an asset is required, the Group makes a formal estimate of the recoverable amount. The estimated recoverable amount is the higher of the asset's or cash-generating unit's fair value less costs to sell and its value in use and is determined for an individual asset, unless the asset does not generate cash inflows that are largely independent of those from other assets or groups of assets, in which case the estimated recoverable amount is assessed as part of the cash-generating unit to which it belongs. Where the carrying amount of an asset (or cash-generating unit) exceeds its estimated recoverable amount, the asset (or cash-generating unit) is considered impaired and is written down to its estimated recoverable amount. In assessing value in use, the estimated future cash flows are discounted to their present value using a pre-tax discount rate that reflects current market assessments of the time value of money and the risks specific to the asset (or cash-generating unit).

An impairment loss is charged to operations in the year in which it arises, unless the asset is carried at a revalued amount, in which case the impairment loss is charged to the revaluation increment of the said asset.

For nonfinancial assets, excluding goodwill, an assessment is made at each reporting date as to whether there is any indication that previously recognized impairment losses may no longer exist or may have decreased. If such indication exists, the recoverable amount is estimated. A previously recognized impairment loss is reversed only if there has been a change in the assumptions used to determine the asset's estimated recoverable amount since the last impairment loss was recognized. If that is the case, the carrying amount of the asset is increased to its estimated recoverable amount. That increased amount cannot exceed the carrying amount that would have been determined had no impairment loss been recognized for the asset in prior years.

Such reversal is recognized in the consolidated statement of income unless the asset is carried at a revalued amount, in which case the reversal is treated as a revaluation increase.

Capital Stock and Additional Paid-in Capital

The Group has issued capital stock that is classified as equity. Incremental costs directly attributable to the issue of new capital stock are shown in equity as a deduction, net of tax, from the proceeds.

Amount of contribution in excess of par value is accounted for as an additional paid-in capital. Additional paid-in capital also arises from additional capital contribution from the shareholders.

Treasury Shares

The Group's shares which are acquired and held by a subsidiary (treasury shares) are deducted from equity and accounted for at cost. No gain or loss is recognized in the consolidated statement of income on the purchase, sale, issue or cancellation of the Group's own equity instruments. Any difference between the carrying amount and the considerations received is recognized as capital reserves.

Dividends Payable

Dividends payable are recorded in the financial year in which they are declared by the BOD.

Retained Earnings

The amount included in retained earnings includes income attributable to the Group's stockholders and reduced by dividends. Dividends are recognized as a liability and deducted from equity when they are approved by the Group's BOD. Dividends for the year that are approved after the reporting date are dealt with as an event after the reporting date. Retained earnings may also include effect of changes in accounting policy as may be required by the standard's transitional provisions.

Revenue

Revenue is recognized to the extent that it is probable that the economic benefits will flow to the Group and the revenue can be reliably measured, regardless of when payment is being made. Revenue is measured at the fair value of the consideration received or receivable, taking into account contractually defined terms of payment and excluding taxes or duty. The Group assesses its revenue arrangements against specific criteria in order to determine if it is acting as principal or agent. The following specific recognition criteria must also be met before revenue is recognized:

Interest

Interest income from bank deposits and investments is recognized as the interest accrues on a time proportion basis on the principal outstanding balance and at the effective interest rate as applicable.

Dividend

Dividend income is recognized when the Group's right to receive payment is established.

Fair value gains on financial assets at FVPL

Financial assets at FVPL which consist of equity securities are stated at fair values based on the current market quotations. The difference between the aggregate market values of investments in securities at respective reporting dates and the carrying value is shown as "Fair value gains or losses on financial assets at FVPL" account in the consolidated statement of income.

Rent

Rent income from condominium spaces is accounted for on a straight-line basis over the lease term.

Expenses

Expenses are decreases in economic benefits during the accounting period in the form of outflows or decrease of assets or incurrence of liabilities that result in decreases in equity, other than those relating to distributions to equity participants. Expenses are generally recognized when the services are used or the expenses arise.

Retirement Benefits

The Group has an unfunded, noncontributory retirement benefit plan covering substantially all its regular employees. Retirement benefit costs are actuarially determined using the projected unit credit method. This method reflects services rendered by employees to the date of valuation and incorporates assumptions concerning employees' projected salaries. Retirement benefit costs include current service cost plus amortization of past service cost, experience adjustments and changes in actuarial assumptions. Actuarial gains and losses are recognized as income or expense when the net cumulative net actuarial gains and losses of the plan at the end of the previous reporting year exceeded 10% of the higher of the present value of the defined benefit obligation and the fair value of the plan assets at that date. These gains and losses are amortized over the expected average remaining working lives of the covered employees.

The past service cost, if any, is recognized as an expense on a straight-line basis over the average period until the benefits become vested. If the benefits are already vested immediately following the introduction of, or changes to, the retirement benefit plan, past service cost is recognized immediately.

The defined benefit liability is the aggregate of the present value of the defined benefit obligation and actuarial gains and losses not recognized reduced by past service cost not yet recognized and the fair value of plan assets out of which the obligations are to be settled directly. If such aggregate is negative, the asset is measured at the lower of such aggregate or the aggregate of cumulative unrecognized net actuarial losses and past service cost and the present value of any economic benefits available in the form of refunds from the plan or reductions in the future contributions to the plan.

Leases

The determination of whether an arrangement is, or contains, a lease is based on the substance of the arrangement and requires an assessment of whether the fulfillment of the arrangement is dependent on the use of a specific asset or assets and the arrangement conveys a right to use the asset. A reassessment is made after inception of the lease only if one of the following applies:

- a) there is a change in contractual terms, other than a renewal or extension of the arrangement;
- b) a renewal option is exercised or extension granted, unless that term of the renewal or extension was initially included in the lease term;
- c) there is a change in the determination of whether fulfillment is dependent on a specific asset;
or
- d) there is a substantial change to the asset.

Where a reassessment is made, lease accounting shall commence or cease from the date when the change in circumstances gives rise to the reassessment for scenarios (a), (c) or (d) above, and at the date of renewal or extension period for scenario (b).

Operating lease - Group as a lessor

Leases where the Group retains substantially all the risks and rewards of ownership of the asset are classified as operating leases. Lease income from operating leases is recognized as income on a straight-line basis over the lease term. Initial direct costs incurred in negotiating an operating

lease are added to the carrying amount of the leased asset and recognized over the lease term on the same basis as rental income.

Foreign Currency Transactions

The consolidated financial statements are presented in Philippine peso, which is the Parent Company and its subsidiaries' functional and presentation currency. Each entity in the Group determines its own functional and presentation currency and items included in the financial statements of each entity are measured using that functional currency. Transactions in foreign currencies are measured in the functional currency and are recorded on initial recognition in that functional currency at exchange rates approximating those ruling at transaction dates. Monetary assets and liabilities denominated in foreign currencies are translated at the closing rate of exchange ruling at the reporting date. Nonmonetary items that are measured in terms of historical cost in a foreign currency are translated using the exchange rates as at the dates of the initial transactions. Nonmonetary items measured at fair value in a foreign currency are translated using the exchange rates at the dates when the fair values were determined. Exchange gains or losses arising from foreign currency-denominated transactions are credited or charged to current operations.

Income Taxes

Current income tax

Current income tax assets and liabilities for the current and prior periods are measured at the amount expected to be recovered from or paid to the taxation authorities. The income tax rates and income tax laws used to compute the amount are those that are enacted or substantively enacted at the reporting date.

Current income tax relating to items recognized directly in equity is recognized in equity and not in the consolidated statement of income.

Deferred tax

Deferred tax is provided using the liability method on temporary differences at the reporting date between the income tax bases of assets and liabilities and their carrying amounts for financial reporting purposes. Deferred tax liabilities are recognized for all taxable temporary differences, except:

- where the deferred tax liability arises from the initial recognition of goodwill or of an asset or liability in a transaction that is not a business combination and, at the time of the transaction, affects neither the accounting income nor taxable income or loss; and
- in respect of taxable temporary differences associated with investments in subsidiaries, associates and interests in joint ventures, where the timing of the reversal of the temporary differences can be controlled and it is probable that the temporary differences will not reverse in the foreseeable future.

Deferred tax assets are recognized for all deductible temporary differences, carryforward benefits of unused tax credits in the form of minimum corporate income tax (MCIT) and unused tax losses in the form of net operating loss carryover (NOLCO), to the extent that it is probable that taxable income will be available against which the deductible temporary differences and the carryforward benefits of MCIT and NOLCO can be utilized, except:

- where the deferred tax asset relating to the deductible temporary difference arises from the initial recognition of an asset or liability in a transaction that is not a business combination

and, at the time of the transaction, affects neither the accounting income nor taxable income or loss; and

- in respect of deductible temporary differences associated with investments in subsidiaries, associates and interests in joint ventures, deferred tax assets are recognized only to the extent that it is probable that the temporary differences will reverse in the foreseeable future and taxable income will be available against which the temporary differences can be utilized.

The carrying amount of deferred tax assets is reviewed at each reporting date and reduced to the extent that it is no longer probable that sufficient taxable income will be available to allow all or part of the deferred tax asset to be utilized. Unrecognized deferred tax assets are reassessed at each reporting date and are recognized to the extent that it has become probable that future taxable income will allow the deferred tax asset to be recovered.

Deferred tax assets and liabilities are measured at the income tax rates that are expected to apply to the year when the asset is realized or the liability is settled, based on income tax rates and income tax laws that have been enacted or substantively enacted at the reporting date.

Deferred tax relating to items recognized directly in equity is recognized in equity and not in the consolidated statement of income. Deferred tax assets and deferred tax liabilities are offset, if a legally enforceable right exists to offset current income tax assets against current income tax liabilities and the deferred taxes relate to the same taxable entity and the same taxation authority.

Sales tax

Revenues, expenses and assets are recognized net of the amount of sales tax, except:

- where the sales tax incurred on a purchase of assets or services is not recoverable from the taxation authority, in which case the sales tax is recognized as part of the cost of acquisition of the asset or as part of the expense item as applicable; and
- receivables and payables that are stated with the amount of sales tax included.

The net amount of sales tax recoverable from, or payable to, the taxation authority is included as part of receivables or payables in the consolidated statement of financial position.

Provisions

Provisions are recognized when the Group has a present obligation (legal or constructive) as a result of a past event, it is probable that an outflow of resources embodying economic benefits will be required to settle the obligation and a reliable estimate can be made of the amount of the obligation. Where the Group expects some or all of a provision to be reimbursed, for example under an insurance contract, the reimbursement is recognized as a separate asset but only when the reimbursement is virtually certain. The expense relating to any provision is presented in the consolidated statement of income, net of any reimbursement. If the effect of the time value of money is material, provisions are discounted using a current pre-tax rate that reflects, where appropriate, the risks specific to the liability. Where discounting is used, the increase in the provision due to the passage of time is recognized as interest expense.

Contingencies

Contingent liabilities are not recognized in the consolidated financial statements. These are disclosed unless the possibility of an outflow of resources embodying economic benefits is remote. Contingent assets are not recognized in the consolidated financial statements but are disclosed in the notes to consolidated financial statements when an inflow of economic benefits is probable.

Earnings (Loss) Per Share

Earnings (loss) per share is computed by dividing the net income (loss) for the year by the weighted average number of common shares issued and outstanding during the year after giving retroactive effect to stock dividends or stock splits declared during the year and adjusted for the effects of dilutive stock warrants and other dilutive securities. Effects of anti-dilutive potential common shares are not considered in computing diluted earnings per share.

Segment Reporting

The Group's operating businesses are organized and managed separately according to the nature of the products and services provided, with each segment representing a strategic business unit that offers different products and serves different markets (see Note 19).

Events after the Reporting Date

Post year-end events that provide additional information about the Group's financial position at the reporting date (adjusting events) are reflected in the consolidated financial statements. Post year-end events that are not adjusting events are disclosed in the notes to consolidated financial statements when material.

4. Significant Accounting Judgments and Estimates

The preparation of the accompanying consolidated financial statements in compliance with PFRS requires management to make judgments, estimates and assumptions that affect the amounts reported in the consolidated financial statements and the accompanying notes. The judgments, estimates and assumptions used in the accompanying consolidated financial statements are based upon management's evaluation of relevant facts and circumstances as of the date of the consolidated financial statements. Actual results could differ from such estimates. The effects of any change in estimates are reflected in the consolidated financial statements as they become reasonably determinable.

Estimates and judgments are continually evaluated and are based on historical experience and other factors, including expectations of future events that are believed to be reasonable under the circumstances.

Judgments

Determining Functional Currency

Based on the economic substance of the underlying circumstances relevant to the Group, the functional currency of the Parent Company and its subsidiaries has been determined to be the Philippine peso. The Philippine peso is the currency of the primary economic environment in which the Group operates. It is the currency that mainly influences the revenue and expenses of the Group.

Classification of Financial Instruments

The Group exercises judgments in classifying a financial instrument, or its component parts, upon initial recognition either as a financial asset, a financial liability or an equity instrument in accordance with the substance of the contractual arrangement and the definitions of a financial asset, a financial liability or an equity instrument. The substance of a financial instrument, rather than its legal form, governs its classification in the consolidated statement of financial position.

In addition, the Group classifies financial assets by evaluating, among others, whether the asset is quoted or not in an active market. Included in the evaluation on whether a financial asset is quoted in an active market is the determination on whether the quoted prices are readily and regularly available, and whether those prices represent actual and regularly occurring market transactions on an arm's length basis (see Note 22).

Operating Lease - The Group as a Lessor

The Group entered into various lease agreements as a lessor. The Group has determined that it retains all significant risks and rewards of ownership of these properties which are leased out on operating lease due to the following:

- a. the ownership of the asset does not transfer at the end of the lease term;
- b. the lessee has no option to purchase the asset at a price which is expected to be sufficiently lower than the fair value at the date the option becomes exercisable such that at the inception of the lease, it is reasonable and certain that the option will be exercised;
- c. the lease term is not for the major part of the economic life of the asset even if title is not transferred; and
- d. at the inception of the lease, the present value of the minimum lease payments does not amount to at least substantially all of the fair value of the leased asset.

Contingencies

In the ordinary course of business, the Group is a defendant in various litigations and claims. The estimate of the probable costs for the resolution of these claims has been developed in consultation with internal and external counsels handling the Group's defense in these matters and is based upon analysis of potential results. Although there can be no assurances, the Group believes, based on information currently available and the advice by its legal counsels, that the ultimate resolution of these legal proceedings would not likely have a material, adverse effect on the results of operations, financial position or liquidity of the Group. It is possible, however, that the future results of operations could be materially affected by changes in estimates or in the effectiveness of the strategies relating to these litigations and claims (see Note 20).

Estimates and Assumptions

Determination of Fair Values of Financial Instruments

The Group carries certain financial assets and liabilities at fair value, which requires extensive use of accounting estimates and judgments. While significant components of fair value measurement were determined using verifiable objective evidence (i.e., quoted prices, interest rates, foreign exchange rates, volatility), the amount of changes in fair value would differ if the Group utilized a different valuation methodology. Any changes in fair value of these financial assets and liabilities would affect either income or loss or amount disclosed.

Where the fair value of certain financial assets and financial liabilities recorded in the consolidated statement of financial position cannot be derived from active markets, they are determined using internal valuation techniques using generally accepted market valuation models. The inputs to these models are taken from observable markets where possible, but where this is not feasible, estimates are used in establishing fair values. The judgments include considerations of liquidity and model inputs such as liquidity risk, credit risk and volatility. Changes in assumptions about these factors could affect the reported fair value of financial instruments.

The fair values of the Group's financial instruments are presented in Note 22 to the consolidated financial statements. The carrying amount of the Group's financial assets at FVPL amounted to ₱64.7 million and ₱59.2 million as of March 31, 2013 and December 31, 2012, respectively (see Notes 6 and 22). The carrying amount of the Group's AFS financial assets amounted to ₱334.2 million and ₱354.8 million as of March 31, 2013 and December 31, 2012, respectively (see Notes 9, 12 and 22).

Estimating Allowance for Impairment Losses on Loans and Receivables

The Group reviews its loans and receivables (cash and cash equivalents, short-term investments, receivables, and fixed income deposits included under "Other noncurrent assets" and receivables from related parties) at each reporting date to assess whether an impairment loss should be recorded in the consolidated statement of income. In particular, judgment by management is required in the estimation of the amount and timing of future cash flows when determining the level of allowance required. Such estimates are based on assumptions about a number of factors and actual results may differ, resulting in future changes to the allowance.

For receivables from related parties, the Group uses judgment, based on the best available facts and circumstances, including but not limited to, assessment of the related parties' operating activities (active or dormant), business viability and overall capacity to pay, in providing reserve allowance against recorded receivable amounts. For trade receivables, the Group evaluates specific accounts where the Group has information that certain third parties are unable to meet their financial obligations. Facts, such as the Group's length of relationship with the customers or other parties and the customers' or other parties' current credit status, are considered to ascertain the amount of reserves that will be recorded in "Receivables". These allowances are re-evaluated and adjusted as additional information is received. The allowance for impairment losses on receivables from related parties amounted to ₱186.4 million as of March 31, 2013 and December 31, 2012 while the allowance for impairment losses on receivables from third parties amounted to ₱1.1 million as of March 31, 2013 and December 31, 2012 (see Notes 7 and 17). No provision for impairment losses on receivables was recognized in 2012 and 2011. The Group's current receivables, net of allowance for impairment losses, amounted to ₱47 million and ₱64.2 million as of March 31, 2013 and December 31, 2012, respectively (see Note 7). The Group's noncurrent receivables from related parties, net of allowance for impairment losses, amounted to ₱3.9 million as of March 31, 2013 and December 31, 2012 (see Note 17).

Estimating Impairment of AFS Equity Financial Assets

The Group treats AFS equity financial assets as impaired when there has been a significant or prolonged decline in the fair value below its cost or where other objective evidence of impairment exists. The determination of what is 'significant' or 'prolonged' requires judgment.

The Group treats 'significant' generally as 20% or more and 'prolonged' as greater than six (6) months for quoted equity securities. In addition, the Group evaluates other factors, including normal volatility in share price for quoted equities and the future cash flows and the discount factors for unquoted equities.

The balance of the Group's allowance for impairment losses on investment in equity securities amounted to ₱10.7 million as of March 31, 2013 and December 31, 2012 (see Notes 9 and 21). The carrying amount of the Group's AFS equity financial assets amounted to ₱18.9 million and ₱19.5 million as of March 31, 2013 and December 31, 2012, respectively (see Notes 9 and 12).

Estimating Impairment of Nonfinancial Assets

The Group determines whether prepayments and other current assets, investments in associates, property and equipment, investment property, and other noncurrent assets are impaired whenever events or changes in circumstances indicate that the carrying amount of the assets may not be recoverable. The factors that the Group considers important which could trigger an impairment review include the following:

- Significant underperformance relative to expected historical or projected future operating results;
- Significant changes in the manner of use of the acquired assets or the strategy for overall business; and
- Significant negative industry or economic trends.

An impairment loss is recognized whenever the carrying amount of an asset exceeds its recoverable amount. The estimated recoverable amount is the higher of an asset's fair value less costs to sell and value in use. The fair value less costs to sell is the amount obtainable from the sale of an asset in an arm's length transaction less the costs of disposal while value in use is the present value of estimated future cash flows expected to arise from the continuing use of an asset and from its disposal at the end of its useful life. Recoverable amounts are estimated for individual assets or, if it is not possible, for the cash-generating unit to which the asset belongs.

The Group has an allowance for impairment losses on its investment in MUDC, an associate, amounting to ₱94.8 million as of December 31, 2012 and 2011 (see Note 8). The impairment is based on the Group's assessment of the fair value of the investment in MUDC using the discounted cash flows method. The Group has fully impaired its investment in MUDC since the Group does not expect any cash inflows from the investment. The carrying amount of the Group's investment in MUDC amounted to nil as of December 31, 2012 and 2011 (see Note 8). The carrying amount of the Group's remaining investments in associates amounted to ₱163.5 million and ₱163.5 million as of March 31, 2013 and December 31, 2012, respectively (see Note 8).

The Group has not identified any events or changes in circumstances that would indicate an impairment loss on the following other nonfinancial assets as of March 31, 2013 and December 31, 2012 :

	March 2013	December 2012
Prepayments and other current assets	₱5,109,303	₱5,075,296
Property and equipment (see Note 10)	28,392,800	28,653,201
Investment property (see Note 11)	46,319,625	46,319,625
Other noncurrent assets (see Note 12)	805,425	805,425
	₱80,627,153	₱80,853,547

Estimating Useful Lives of Property and Equipment

The estimated useful lives used as bases for depreciating the Group's property and equipment were determined on the basis of management's assessment of the period within which the benefits of these assets are expected to be realized taking into account actual historical information on the use of such assets as well as industry standards and averages applicable to the Group's assets.

The net book value of the Group's property and equipment amounted to ₱28.4 million and ₱28.7 million as of March 31, 2013 and December 31, 2012, respectively (see Note 10).

Estimating Retirement Benefit Obligation

The determination of the obligation and cost of retirement benefits is dependent on the selection of certain assumptions used by actuaries in calculating such amounts. Those assumptions are described in Note 14, and include among others, discount rates and salary increase rates. In accordance with PFRS, actual results that differ from the Group's assumptions are accumulated and amortized over future periods and therefore, generally affect the expense and obligation to be recorded in such future periods. While the Group believes that the assumptions are reasonable and appropriate, significant differences in the actual experience or significant changes in the assumptions may materially affect the pension and other retirement obligations. Retirement benefits expense recognized amounted to ₱0.8 million, ₱0.6 million and ₱0.7 million in 2012, 2011 and 2010, respectively. The carrying amount of the Group's retirement benefit obligation amounted to ₱4.8 million and ₱4.0 million as of March 31, 2013 and December 31, 2012, respectively (see Note 14).

Estimating Realizability of Deferred Tax Assets

The Group reviews the carrying amounts of deferred tax assets at each reporting date and reduces it to the extent that it is no longer probable that sufficient taxable income will be available to allow all or part of the deferred tax assets to be utilized. However, there is no assurance that the Group will generate sufficient taxable income to allow all or part of its deferred tax assets to be utilized.

The Group recognized deferred tax assets amounting to ₱15.5 million and ₱15.3 million as of December 31, 2012 and 2011, respectively (see Note 15). The Group did not recognize deferred tax assets on temporary differences, unused tax credits from MCIT and unused NOLCO as of December 31, 2012 and 2011 (see Note 15).

Estimating Provision for Legal Obligation

The Group's estimate of provision for legal obligations has been developed by management. The Group's management currently does not believe the provision will have a material adverse effect on its financial position and results of operations. It is possible, however, that future results of operations could be materially affected by changes in the estimates of provisions. In 2011, the Group recognized provision for legal obligations amounting to ₱5.0 million for claims arising from lawsuits filed by third parties which are either pending decision by the courts or are subject to settlement obligations (see Note 20). No additional provisions were made in 2012.

5. Cash and Cash Equivalents

	March 2013	December 2012
Cash on hand	₱9,000	₱9,000
Cash in banks	22,757,811	11,401,614
Short-term placements	1,050,798,362	1,036,133,379
	₱1,073,565,173	₱1,047,543,993

Cash with banks earn interest at the respective bank deposit rates. Short-term placements are fixed rate time deposits denominated in United States (US) dollar and Philippine peso, made for varying periods of up to three months or less depending on the immediate cash requirements of the Group and earn interest at the respective bank rates ranging from 1.5% to 4.4% in 2012 and 1.5% to 6.5% in 2012 and 2011, respectively. Interest income earned from cash and cash equivalents amounted to ₱34.9 million, ₱23.1 million and ₱1.5 million in 2012, 2011 and 2010, respectively.

6. Financial Assets at FVPL

Financial assets at FVPL consist of listed securities which are traded in the Philippine Stock Exchange (PSE), New York Stock Exchange (NYSE) and Hong Kong Stock Exchange (HKEx). Fair values of listed equity securities are based on quoted market prices in the PSE, NYSE and HKEx.

The carrying value of financial assets at FVPL includes net unrealized gain on fair value changes amounting to ₱6.6 million, ₱3.4 million and ₱2.8 million in 2012, 2011 and 2010, respectively. Fair value changes are presented under “Fair value gains on financial assets at FVPL” in the consolidated statements of income. Net cumulative unrealized gains on financial assets at FVPL amounted to ₱35.5 million and ₱30.0 million as of March 31, 2013 and December 31, 2012, respectively.

The rollforward of the Group’s investments in financial assets at FVPL is as follows:

	March 2013	December 2012
Cost:		
Balances at beginning of year	₱29,012,437	₱29,012,437
Additions	157,087	157,087
Balances at end of year	29,169,524	29,169,524
Changes in fair value:		
Balances at beginning of year	30,006,587	23,360,204
Fair value gains	5,477,551	6,646,383
Balances at end of year	35,484,138	30,006,587
	₱64,653,662	₱59,176,111

Dividend income earned on investments in financial assets at FVPL amounted to ₱0.5 million, ₱0.5 million and ₱0.4 million in 2012, 2011 and 2010, respectively.

7. Receivables

	March 2013	December 2012
Third parties:		
Accrued interest (see Note 9)	₱9,520,456	₱8,891,910
Others	745,258	746,556
Related parties:		
Dividends receivable (see Notes 8 and 17)	37,125,032	55,416,032
Management fees (see Note 17)	45,197,865	45,197,865
Accrued interest (see Note 17)	43,753,772	43,753,772
Others (see Note 17)	785,718	348,575
	137,128,101	154,354,710
Less allowance for impairment losses	90,110,187	90,110,187
	₱47,017,914	₱64,244,523

Accrued interest receivables from third parties pertain to interest earned on investments in AFS debt securities and short-term placements that are expected to be collected within one year.

The terms and conditions related to receivables from related parties are discussed in Notes 8 and 17.

The breakdown of allowance for impairment losses on receivables are as follows:

Third parties		₱1,120,789
Related parties (see Note 17):		
Management fees	₱45,197,865	
Accrued interest	43,753,772	
Others	37,761	88,989,398
Total		₱90,110,187

As of March 31, 2013, the convertible note receivable consists of investment in convertible interest bearing note issue of a limited liability partnership.

8. Investments in Associates

	March 2013	December 2012
Unquoted equity securities:		
Acquisition cost		
As at beginning of year	₱168,760,135	₱168,760,135
Conversion of deposit for future stock subscription to capital stock	17,500,000	17,500,000
	186,260,135	186,260,135
Accumulated equity in net earnings:		
As at beginning of year	49,790,299	49,790,299
Equity in net earnings for the year	77,663,475	77,663,475
Dividends received	(55,416,000)	(55,416,000)
As at end of year	72,037,774	72,037,774
	258,297,909	258,297,909
Less allowance for impairment losses	94,830,129	94,830,129
	163,467,780	163,467,780
Deposit for future stock subscription:		
As at beginning of year	17,500,000	17,500,000
Conversion of deposit for future stock subscription to capital stock	(17,500,000)	(17,500,000)
Return of deposit	—	—
Deposit made	—	—
As at end of year	—	—
	₱163,467,780	₱163,467,780

The Group has equity interest in the unquoted equity securities of and additional deposits for stock subscription to the following associates as of December 31:

	Country of Incorporation	Percentage of Ownership		Carrying amount of Investment	
		2012	2011	2012	2011
MUDC	Philippines	43	43	₱94,830,129	₱94,830,129
Less allowance for impairment losses				(94,830,129)	(94,830,129)
				—	—
BPO	Philippines	35	35	54,973,725	54,856,448
PTC	Philippines	30	30	108,494,055	86,363,857
				₱163,467,780	₱141,220,305

MUDC

The Group has a 43% interest in MUDC. As of December 31, 2011, MUDC has not yet started commercial operations. However, it has obtained the necessary requirements for the signing of a supply agreement with a public utility firm and a purchase agreement with certain oil companies. As of December 31, 2012 and 2011, MUDC has project development costs of ₱207.1 million. The recoverability of these assets and the ultimate success of MUDC's future operations are dependent upon the signing of these agreements. The foregoing conditions indicate the existence of a material uncertainty which may cast significant doubt on MUDC's ability to continue as a going concern and the recoverability of the Group's significant investment in MUDC.

As of December 31, 2012 and 2011, MUDC has incurred significant losses, which resulted in deficit of ₱438.0 million and ₱437.9 million, respectively, and capital deficiency of ₱257.1 million and ₱257.0 million, respectively.

Moreover, the Group's share of the losses of MUDC exceeded the carrying amount of its investment. Consequently, the Group has discontinued recognizing its share of further losses of ₱94.8 million as of December 31, 2012 and 2011. Additional losses are provided for by the Group to the extent that it has made payments on behalf of MUDC to satisfy MUDC's obligations that the Group has guaranteed or otherwise committed.

The Group has assessed that its investment in and advances to MUDC amounting to ₱94.8 million and ₱89.0 million, respectively, is impaired since management believes that it will no longer recover from such investment and advances. Accordingly, the Group provided a full allowance for impairment losses on its investment and receivables from MUDC due to non-recoverability of the project development costs incurred in 2004.

The summarized financial information of MUDC is as follows:

	2012	2011
Current assets	₱204,376	₱213,379
Noncurrent assets	16,012,451	16,144,645
Total assets	16,216,827	16,358,024
Current liabilities	281,894	315,631

(Forward)

	2012	2011
Noncurrent liabilities	₱273,059,700	₱273,047,234
Total liabilities	273,341,594	273,362,865
Revenues	1,570	450
Expenses	121,496	1,215,280
Net loss	119,926	1,214,830

BPO

BPO is a provider of accounting and finance related services such as payroll, internal audit, payables processing and others. It is involved in outsourcing business process services in the Philippines, servicing many of the multinational and large corporations operating in the country.

Dividends

On December 17, 2010, the BOD of BPO approved the declaration of cash dividends amounting to ₱30.0 million or ₱107.14 per share of BPO's common stocks as of record date December 17, 2010.

On December 22, 2011, the BOD of BPO approved the declaration of cash dividends amounting to ₱45.0 million or ₱160.71 per share of BPO's common stocks as of record date December 21, 2011.

On December 21, 2012, the BOD of BPO approved another declaration of cash dividends amounting to ₱52.3 million or ₱67.00 per share of BPO's common stocks as of record date December 21, 2012. In March, 2013, ₱18.3 million representing cash dividend was collected from BPO.

Deposit for stock subscription

On October 25, 2011, the BOD of BPO approved the increase of BPO's authorized capital stock from One Hundred Million Pesos (₱100,000,000), divided into 1,000,000 shares, with par value of ₱100.00 to ₱300,000,000, divided into 3,000,000 shares with par value of ₱100.00.

In compliance with the minimum subscription requirement for the application of the increase of BPO's capital stock, its stockholders, including the Parent Company, deposited a total amount of ₱50,000,000, representing 25% of the minimum subscription of the capital increase. The Parent Company maintained its percentage ownership over BPO by providing an advance amounting to ₱17,500,000.

On April 20, 2012, the SEC has approved BPO's application for increase in authorized capital stock. Accordingly, the advance/deposit for stock subscription amounting to ₱17,500,000 was converted to capital stock.

PTC

PTC is a global service company outsourcing information technology services from the Philippines. Among others, it offers software servicing, maintenance, testing and development to various clients, mostly in the US.

On December 10, 2010, the BOD of PTC approved the declaration of cash dividends amounting to ₱90.0 million or ₱0.80 per share of PTC's common stocks as of record date December 31, 2010. On December 9, 2011, the BOD of PTC approved the declaration of cash dividends amounting to ₱112.5 million or ₱1.00 per share of PTC's common stocks as of record date December 31, 2011.

On November 28, 2012, the BOD of PTC approved the declaration of cash dividends amounting to ₱123.8 million or ₱1.10 per share of PTC's common stocks as of record date December 30, 2012.

The summarized combined financial information of the Group's associates, BPO and PTC, are as follows:

	2012	2011	2010
Current assets	₱785,005,733	₱680,212,811	₱592,291,218
Noncurrent assets	120,634,617	129,951,162	119,349,729
Total assets	905,640,350	810,163,973	711,640,947
Current liabilities	419,305,039	363,663,607	291,712,005
Noncurrent liabilities	55,276,534	328,855,379	316,948,208
Total liabilities	474,581,573	692,518,986	608,660,213
Revenues	1,409,456,633	1,172,525,720	984,411,729
Expenses	1,137,945,627	945,582,999	791,551,137
Net income	250,125,031	199,125,661	183,729,869

9. AFS Financial Assets

	March 2013	December 2012
Current:		
Debt securities	₱15,710,100	₱23,390,100
Non-current:		
Debt securities	315,201,590	311,955,148
Equity securities - net of allowance for impairment losses of ₱10.7 million as of December 31, 2012 and 2011	9,228,088	9,228,088
	₱340,139,778	₱344,573,336

Investments in debt securities

Investments in debt securities are denominated in US dollar, Australian dollar, Brazil real, Turkish lira, Euro, Chinese yuan and Philippine peso and are stated at fair value based on quoted prices. Changes in market values are included in the consolidated statements of comprehensive income. Fixed interest rates range from 6.0% to 13.6% per annum. Value dates of the investments range from August 4, 2009 to November 28, 2012 and maturity dates range from January 18, 2013 to perpetuity. Interests on investments are received and settled semi-annually in US dollar.

On March 19, 2010, HTM instruments were reclassified to AFS financial assets following the sale of a significant portion of its HTM investments in 2010. Under the provisions of PAS 39, no investment should be classified as HTM during the current financial year and in the next two financial years if the reporting entity has sold or reclassified more than an insignificant (in relation to the total) amount of such investments before maturity.

Interest income earned from AFS financial assets amounted to ₱26.6 million, ₱28.3 million and ₱26.6 million in 2012, 2011 and 2010, respectively.

The Group recognized loss on disposal of AFS debt financial assets amounting to ₱0.2 million, ₱0.3 million in 2012 and 2011, gain on disposal amounting to ₱0.6 million in 2010.

Investments in equity securities

Investments in equity securities consist of proprietary club shares and investments in quoted shares of stock which the Group has neither control nor significant influence. The Group did not recognize impairment losses in 2012 but recognized provision for impairment losses amounting to ₱0.06 million and ₱0.02 million in 2011 and 2010, respectively. Allowance for impairment losses on AFS equity securities amounted to ₱10.7 million as of March 31, 2013 and December 31, 2012.

The fair market values of these listed shares are determined by reference to published quotations in an active market as of March 31, 2013 and December 31, 2012.

Dividend income earned on AFS in equity securities amounted to ₱0.5 million, ₱0.4 million and ₱0.4 million in 2012, 2011 and 2010, respectively.

Movements in the net unrealized valuation gains (losses) on AFS financial assets are as follows:

March 2013

	Parent	Non-controlling Interests	Total
Balances at beginning of year	(₱13,522)	(₱180,341)	(₱1,093,863)
Changes in fair value of AFS financial assets	5,163,080	271,741	5,434,821
Disposal of AFS financial assets			
Balances at end of year	4,249,558	₱91,400	₱4,340,958

December 2012

	Parent	Non-controlling Interests	Total
Balances at beginning of year	(₱17,625,131)	(₱911,396)	(₱18,536,527)
Changes in fair value of AFS financial assets	16,547,238	722,404	17,269,642
Disposal of AFS financial assets	164,371	8,651	173,022
Balances at end of year	(₱13,522)	(₱180,341)	(₱1,093,863)

Net unrealized valuation losses/losses on AFS financial assets presented in the equity section of the consolidated statement of financial position as of March 31, 2013 and December 31, 2012 amounted to ₱4.3 million and ₱0.9 million.

10. Property and Equipment

As of March 31, 2013

	Condominium	Condominium Improvements	Transportation Equipment	Office Furniture, Fixtures and Equipment	Total
Cost:					
Balances at beginning of year	₱47,014,750	₱8,058,590	₱8,636,948	₱2,607,273	₱66,317,561
Additions	—	—	—	125,364	125,364
Disposals	—	—	(804,364)	—	(804,364)
Balances at end of year	47,014,750	8,058,590	7,832,584	2,732,637	65,638,561
Accumulated depreciation:					
Balances at beginning of year	23,037,940	7,442,719	4,002,644	2,502,057	36,985,360
Depreciation	156,715	17,876	79,167	6,643	2,903,072
Disposals	—	—	—	—	—
Balances at end of year	23,194,655	7,460,595	4,081,811	2,508,700	37,245,761
Net book value	₱23,820,095	₱597,995	₱3,750,773	₱223,937	₱28,392,800

As of December 31, 2012

	Condominium	Condominium Improvements	Transportation Equipment	Office Furniture, Fixtures and Equipment	Total
Cost:					
Balances at beginning of year	₱47,014,750	₱8,058,590	₱8,636,948	₱2,607,273	₱66,317,561
Additions	—	—	—	125,364	125,364
Disposals	—	—	(804,364)	—	(804,364)
Balances at end of year	47,014,750	8,058,590	7,832,584	2,732,637	65,638,561
Accumulated depreciation:					
Balances at beginning of year	21,157,350	7,213,621	4,072,252	2,443,429	34,886,652
Depreciation	1,880,590	229,098	734,756	58,628	2,903,072
Disposals	—	—	(804,364)	—	(804,364)
Balances at end of year	23,037,940	7,442,719	4,002,644	2,502,057	36,985,360
Net book value	₱23,976,810	₱615,871	₱3,829,940	₱230,580	₱28,653,201

In 2012, the Group sold fully depreciated transportation equipment with cost of ₱0.2 million. This resulted to a gain equal to the proceeds from the sale amounting to ₱0.1 million.

In 2011, the Group sold fully depreciated transportation equipment with cost of ₱1.6 million. This resulted to a gain equal to the proceeds from the sale amounting to ₱0.3 million.

The balance of property and equipment includes fully depreciated assets still in use amounting to ₱10.6 million as of March 31, 2013 and December 31, 2012.

11. Investment Property

Investment property as of March 31, 2013 and December 31, 2012 consist of land held by MCHC situated in Fort Bonifacio, Taguig City, Metro Manila and is carried at cost in the consolidated statements of financial position. This land is currently held by the Group for an undetermined future use. Based on the latest appraisal report dated February 25, 2011, the fair value of this property amounts to ₱129.7 million, which exceeds its carrying amount. The fair value was estimated using the sales comparison approach, where fair value is derived by considering and comparing the prices for the sales of similar or substitute properties.

Fair value represents the amount at which the assets could be exchanged between a knowledgeable, willing buyer and knowledgeable, willing seller in an arm's length transaction at the date of valuation.

12. Other Noncurrent Assets

	March 2013	December 2012
Investment in limited liability partnership (LLP)	₱9,683,183	₱10,262,500
Fixed income deposits	500,000	500,000
Deposits	470,155	470,155
Others	335,270	335,270
	₱10,988,608	₱11,567,925

Investment in LLP pertains to MC's investment carried at cost and adjusted for changes in the foreign exchange rates. Deposits consist of security and utility deposits. Fixed income deposit pertains to the Group's time deposit in Xavier Punla Rural Bank. Fixed income deposit earns interest at the rate of 10% per annum. Interest income earned amounted to ₱0.1 million in 2012 and 2011.

13. Accounts Payable and Accrued Expenses

	March 2013	December 2012
Deposits payable (see Note 20)	₱1,588,122	₱1,193,714
Accounts payable	741,904	1,403,857
Accrued expenses	768,665	650,619
	₱3,098,691	₱3,248,190

Deposits payable pertain to deposits made by tenants for the lease of the Group's surplus condominium spaces and will be returned to the lessee after the lease term. Accounts payable are generally noninterest-bearing payables to third party contractors. Accrued expenses include accrual of professional fees, withholding taxes and other government payables. The above balances are noninterest-bearing and are payable within one year.

14. Retirement Benefits Cost

The Group has an unfunded, defined benefit pension plan covering substantially all of its regular employees. Retirement benefits under the plan are based on a percentage of latest monthly salary and years of credited service.

The latest independent actuarial valuation of the plan as of December 31, 2012, prepared by an independent actuary, is determined using the projected unit credit method in accordance with PAS 19.

The following tables summarize the components of retirement benefit expense recognized in the consolidated statements of income and the unfunded status and amounts recognized in the consolidated statements of financial position for the plan.

The composition of retirement benefit expense recognized in the consolidated statements of income is as follows:

	2012	2011	2010
Current service cost	₱502,936	₱291,294	₱433,822
Interest cost on benefit obligation	228,398	222,859	201,939
Net actuarial losses	77,277	68,612	15,946
Net benefit expense	₱808,611	₱582,765	₱651,707

The amounts recognized in the consolidated statements of financial position as retirement benefit obligation are as follows:

	2012	2011
Present value of obligation	₱6,349,214	₱4,734,779
Unrecognized net actuarial losses	(1,550,435)	(744,611)
Retirement benefit obligation	₱4,798,779	₱3,990,168

Changes in the present value of defined benefit obligation are as follows:

	2012	2011
Balances at beginning of year	₱4,734,779	₱4,031,877
Current service cost	502,936	291,294
Interest cost on benefit obligation	228,398	222,859
Actuarial loss on obligation	883,101	188,749
Balances at end of year	₱6,349,214	₱4,734,779

Movements in the retirement benefit obligation recognized in the consolidated statements of financial position are as follows:

	2012	2011
Beginning balances	₱3,990,168	₱3,407,403
Net periodic benefit expense	808,611	582,765
Ending balances	₱4,798,779	₱3,990,168

The Group's retirement plan is unfunded as of December 31, 2012. As of December 31, 2012, management does not yet have a definite plan to fund the retirement benefits.

The principal actuarial assumptions used in determining retirement benefit obligation for the Group's retirement plan are as follows:

	2012	2011
Discount rate	4.20%	5.35%
Salary increase rate	5.00%	5.00%

Amounts for the current year and previous four (4) years are as follows:

	2012	2011	2010	2009	2008
Present value of defined benefit obligation	₱6,349,214	₱4,734,779	₱4,031,877	₱3,022,933	₱2,278,988
Actuarial losses (gains) on obligation	883,101	188,749	373,183	(226,113)	(366,349)
Experience adjustments on plan liabilities - (gains) losses	810,515	145,732	257,211	228,402	(232,511)
Change in assumptions	162,586	43,017	115,972	(454,515)	(133,838)

15. Income Taxes

Provision for (benefit from) income tax consists of:

	2012	2011	2010
Current:			
Regular corporate income tax	₱3,243,976	₱3,442,517	₱851,404
Final tax on interest income	6,651,690	4,601,077	293,696
MCIT	35,617	24,911	457,502
Deferred	–	(313,103)	–
	₱9,931,283	₱7,755,402	₱1,602,602

The Group's current provision for income tax represents regular corporate income tax, MCIT and final tax on interest income.

Reconciliation of income tax expense computed at the statutory income tax rate to provision for income tax shown in the consolidated statements of income follows:

	2012	2011	2010
Provision for income tax at statutory tax rate of 30%	₱38,639,112	₱209,065,500	₱17,075,607
Additions to (reductions in) income tax resulting from:			
Movement of unrecognized deferred tax assets	1,080,989	3,464,270	1,549,395
Expired NOLCO	655,635	1,383,893	881,129
Unallowable entertainment, amusement and recreation	65,936	70,134	50,378
Nondeductible expenses	6,977	27,900	–
Expired MCIT	–	129	68,106
Gain on disposal of subsidiary subject to capital gains tax	–	(183,110,780)	–
Dividend income exempt from tax	(273,757)	(120,573)	(113,686)
Nontaxable gain on fair value changes of financial assets at FVPL	(2,479,648)	(1,980,608)	(852,344)
Interest income subjected to final tax	(4,464,919)	(2,332,270)	(164,592)
Equity in net earnings of associates	(23,299,042)	(18,712,193)	(16,891,391)
	₱9,931,283	₱7,755,402	₱1,602,602

The components of net deferred tax liabilities as of December 31, 2012 and 2011 are as follows:

	2012	2011
Deferred tax assets:		
<i>Recognized directly in income:</i>		
Allowance for impairment losses on receivables and AFS financial assets	₱15,496,294	₱15,300,221
Deferred tax liabilities:		
<i>Recognized directly in income:</i>		
Unrealized foreign exchange gains	15,496,294	15,300,221
Net deferred tax liabilities	₱–	₱–

No deferred tax assets were recognized on the following deductible temporary differences, carryforward of unused MCIT and unused NOLCO because management believes that it is not probable that sufficient taxable income will be available to allow all or part of the deferred tax assets to be utilized.

	2012	2011
Allowance for impairment losses on investment in MUDC	₱94,830,129	₱94,830,129
Allowance for impairment losses on receivables and AFS financial assets	146,482,949	147,136,527
Unrealized foreign exchange loss	6,672,757	3,360,468
Unrealized valuation loss on AFS financial assets	5,904,745	23,174,387
Provision for legal obligation	5,000,000	5,000,000
Retirement benefit obligation	4,798,779	3,990,168
Net unrealized valuation loss on foreign financial assets at FVPL	4,774,447	3,155,336
NOLCO	4,142,684	5,571,943
MCIT	70,694	86,857

As of December 31, 2012, the Group has NOLCO that can be claimed as deduction from future taxable income and MCIT that can be used against payment of regular income tax as follows:

NOLCO:

Year of Recognition	Availment Period	Beginning Balance	Additions	Expiration	Ending Balance
2009	2010-2012	₱2,185,450	₱–	(₱2,185,450)	₱–
2010	2011-2013	1,911,228	–	–	1,911,228
2011	2012-2014	1,475,263	–	–	1,475,263
2012	2013-2015	–	756,193	–	756,193
		₱5,571,941	₱756,193	(₱2,185,450)	₱4,142,684

MCIT:

Year of Recognition	Availment Period	Beginning Balance	Additions	Application	Expiration	Ending Balance
2010	2011-2013	₱10,166	₱–	₱–	₱–	₱10,166
2011	2012-2014	24,911	–	–	–	24,911
2012	2013-2015	–	35,617	–	–	35,617
		₱35,077	₱35,617	₱–	₱–	₱70,694

16. Equity

a. Common Stock

The details of the Group's capital stock (number of shares and amounts) follow:

	2012	2011
Common stock - ₱1 par value		
Class A		
Authorized - 600 million shares		
Issued and outstanding - 292,610,118 shares	₱292,610,118	₱292,610,118
Class B		
Authorized - 400 million shares		
Issued and outstanding - 189,217,535 shares	189,217,535	189,217,535
	₱481,827,653	₱481,827,653

Class A and B common stockholders enjoy the same rights and privileges, except that Class A shares may be owned by, transferred to and subscribed only by Filipino citizens or corporations, partnerships and associations organized under the laws of the Philippines, of which 60% of the common stock outstanding is owned by citizens of the Philippines. Class B shares may be issued, transferred or sold to any person, corporation, partnership or association regardless of nationality.

In 1979, the registrant listed with the PSE (or its predecessor, Manila Stock Exchange) its common stock under its previous name, Ultrana Energy and Resource Corporation, where it offered 1,000,000,000 shares to the public at the issue price of ₱0.01 per share.

On July 28, 1997, the SEC approved the increase in the Group's authorized capital stock from 10,000,000,000, divided into 6,000,000,000 Class A common shares with par value of ₱0.01 per share and 4,000,000,000 Class B common shares with par value of ₱0.01 per share to 1,000,000,000 common shares, divided into 600,000,000 Class A common shares with par value of ₱1 per share and 400,000,000 Class B common share with par value of ₱1 per share.

On November 26, 2000, the BOD approved the issuance, out of the authorized common stock, of 192,413,090 shares at ₱1 par value which will be offered through a pre-emptive stock rights issue and detachable stock warrants, as follows: (a) 96,206,545 shares consisting of 58,377,278 Class A shares and 37,829,267 Class B shares, to be offered in two tranches, the First Tranche consisting of 48,103,272 shares of stock and the Second Tranche consisting of 48,103,273 shares of stock, to which each stockholder may subscribe on a pre-emptive rights basis, and (b) the balance of 96,206,545 shares to be offered through detachable stock warrants, which shall entitle each stockholder to subscribe to one share of stock for every one share of stock of the same class that such stockholder subscribe to out of this stock rights issue.

The Group's application to list additional 192,413,090 common shares with a par value of ₱1 per share through pre-emptive rights issue and detachable subscription warrants was approved by the PSE on February 27, 2002 and by the SEC on April 5, 2002.

The exercise periods and expiration dates of the Group's subscription warrants are as follows:

	Number of Shares	Exercise Periods	Expiration Dates
First Tranche:			
Class A common shares	29,188,639		
Class B common shares	18,914,633	June 4, 2002 to June 3, 2007	June 3, 2007
	<u>48,103,272</u>		
Second Tranche:			
Class A common shares	29,188,639		
Class B common shares	18,914,634	May 9, 2003 to May 8, 2008	May 8, 2008
	<u>48,103,273</u>		
	<u>96,206,545</u>		

Full payment of each subscription under the First Tranche was made within the offer period approved by the PSE and the SEC, and the full payment of each subscription under the Second Tranche shall be due and payable one year from the last day of the offer period. With the full subscription of the Pre-Emptive Rights Stock Offering, the Group's outstanding common stock increased to 481,032,728 common shares of stock, consisting of 291,886,391 Class A common shares and 189,146,337 Class B common shares, all with par value of ₱1 per share.

With the complete exercise of all Detachable Stock Warrants, the Group will have an outstanding common stock of 577,239,273 shares, consisting of 350,263,669 Class A common shares and 226,975,604 Class B common shares, all with par value of ₱1 per share. However, as of December 31, 2007, 723,727 Class A common stock warrants and 71,198 Class B common stock warrants were exercised and 28,464,912 Class A common stock warrants and 18,843,435 Class B common stock warrants expired. As of December 31, 2008, 29,188,639 Class A common stock warrants and 18,914,634 Class B common stock warrants expired due to non-exercise of stock warrants before expiration date. After the expiration of the said warrants, the Group's outstanding common stock amounted to ₱481,827,653 with additional paid-in capital of ₱144,759,977. There have been no movements since 2008.

As of December 31, 2012, 2011 and 2010, the Parent Company has 502, 533 and 548 stockholders, respectively.

b. Treasury shares

In 2002, MCHC subscribed, through the above offering, to 47,143,022 Class A shares of the Parent Company. On the other hand, PIEI subscribed to 9,762,114 Class A shares and 37,496,379 Class B shares. In 2005, additional 260,000 Class A shares and 20,000 Class B shares were transferred by the transfer agent to PIEI. For consolidation purposes, the costs of these shares are presented under the "Treasury shares" account in the equity section of the consolidated statements of financial position.

In a special meeting held on May 22, 2003, the BOD resolved that the period for the payment of the deferred tranche be extended to 60 days from May 9, 2003 to July 9, 2003. If no payment is made within 30 days from July 9, 2003, the shares pertaining to the unpaid subscriptions shall become delinquent. On August 9, 2003, shares of stock amounting to ₱0.7 million were declared delinquent and sold at a public auction on October 9, 2003. There was only one bidder, PIEI, to whom the delinquent shares were sold, and in whose favor a

certificate of sale was issued. In 2004, additional 60,000 shares of stock of the Group were sold to PIEI at ₱0.05 million.

In 2011, MCHC purchased additional shares of the Parent Company. The cost to acquire 346,000 units of Class A shares and 66,000 units of Class B shares amounted to ₱0.5 million.

In 2012, MCHC purchased additional shares of the Parent Company. The cost to acquire 24,000 units of Class A shares and 5,000 units of Class B shares amounted to ₱0.1 million.

MCHC and PIEI holds 58,727,448 and 58,703,448 Class A shares of the Parent Company as of December 31, 2012 and 2011, respectively, and 37,784,379 and 37,779,379 Class B shares of the Parent Company as of December 31, 2012 and 2011, respectively.

c. Net unrealized valuation gains (losses) on AFS financial assets

Net unrealized valuation gain on AFS financial assets presented in the equity section of the consolidated statements of financial position amounted to ₱4.2 million as of March 31, 2013. Net unrealized valuation loss/gain on AFS financial assets amounted to ₱0.9 million as of December 31, 2012 (see Note 9).

d. Retained earnings

Retained earnings is restricted to the extent of the acquisition price of the treasury shares amounting to ₱96.4 million and ₱96.3 million as of December 31, 2012 and 2011, respectively.

On July 28, 2010, the BOD declared a regular cash dividend amounting to ₱0.05 per share held or ₱24,091,383 (481,827,653 shares multiplied by ₱0.05 cash dividend per share) to stockholders as of record date of August 27, 2010, payable on or before September 23, 2010. Of the total amount declared, ₱23,987,860 have been paid out in 2010 and ₱356 in 2011.

On July 28, 2011, the BOD declared a regular cash dividend amounting to ₱0.07 per share held or ₱33,727,936 (481,827,653 shares multiplied by ₱0.07 cash dividend per share) to stockholders as of record date of August 10, 2011, payable on or before September 15, 2011. Of the total amount declared, ₱33,531,619 have been paid out in 2011.

On July 17 2012, the BOD declared a regular cash dividend amounting to ₱0.12 per share held payable as follows; ₱0.07 per share or ₱33,727,936 (481,827,653 shares multiplied by ₱0.07 cash dividend per share) to stockholders as of record date of August 14, 2012, payable on or before September 7, 2012; and ₱0.05 per share held or ₱24,091,383 (481,827,653 shares multiplied by ₱0.05 cash dividend per share) to stockholders as of record date of October 8, 2012, payable on or before November 2, 2012. Of the total amount declared, ₱57,438,833 have been paid out in 2012.

17. Related Party Transactions

Parties are considered to be related if one party has the ability to control, directly or indirectly, the other party or exercise significant influence over the other party in making financial and operating decisions. Parties are also considered to be related if they are subject to common control or common significant influence. Related parties can be corporate or individual entities.

Receivables from related parties (net) amounted to P3.9 million as of March 31, 2013 and December 31, 2012.

A summary of receivable balances and transactions with related parties follows:

		Amount	Receivables	Terms	Conditions
<i>Associates:</i>					
MUDC	2012	P-	P190,179,403	30 day; non	Unsecured;
Advances	2011	-	190,229,003	interest bearing	with impairment amounting to P186,324,713
BPO					
Rent income	2012	1,047,689	-	30 days; non	-
	2011	1,003,773	-	interest bearing	-
Payroll services expense	2012	222,098	-	30 days; non	-
	2011	71,769	-	interest bearing	-
Dividends	2012	-	18,291,000	30 day; non	Unsecured; no
	2011	-	15,750,000	interest bearing	Impairment
PTC					
Dividends	2012	-	37,125,000	30 day; non	Unsecured; no
	2011	-	33,750,000	interest bearing	Impairment
<i>Other related parties</i>					
Advances	2012	-	354,431	30 day; non	Unsecured;
	2011	-	636,523	interest bearing	with impairment amounting to P37,761
	2012		P245,949,834		
	2011		240,365,526		

There were no movements in allowance for impairment losses in 2012 and 2011.

- a. MCHC has executed a management agreement (the Agreement) with MUDC and other related parties. The Agreement with MUDC requires MCHC to provide general management services for the operation of the business and affairs of MUDC for a period of five years, renewable for the same period thereafter under certain terms and conditions, unless terminated earlier by either party after serving the required written notice to the other.

MCHC's BOD approved MUDC's request for suspension of the management fee for the period January 1, 2002 up to the contract's expiration in March 2003. Subsequently, the agreement was terminated in December 2002. As of December 31, 2012 and 2011, management fees receivable from MUDC amounted to P45.2 million (see Note 7). In 2004, the management fee receivable was fully provided with allowance for impairment losses, since management believes that this is not likely to be collected in the future.

- b. MCHC has existing noninterest-bearing long-term advances to MUDC amounting to P49.1 million, including accumulated unpaid interest as of December 31, 2012 and 2011. In 2004, the loan and unpaid interest was fully provided with an allowance for impairment loss since management believes that it is not likely to be collected in the future.

- c. In 2006, total noninterest-bearing long-term advances to related parties amounting to ₱56.8 million, including the unamortized discount of ₱23.4 million as of December 31, 2005, was fully provided with allowance for impairment losses, since management believes that the entire balance is not likely to be collected in the future.

Compensation of the Group's key management personnel comprised mainly of short-term employee benefits amounting to ₱7.5 million and ₱6.2 million in 2012 and 2011, respectively, and long-term employee benefits amounting to ₱1.5 million and ₱0.5 million in 2012 and 2011, respectively. Key management personnel have no other long-term employee benefits other than statutory retirement benefit.

18. Earnings per Share

Basic earnings per share amounts are calculated by dividing net income for the year attributable to equity holders of the parent by the weighted average number of ordinary shares outstanding during the year.

Diluted earnings per share amounts are calculated by dividing the net income for the year attributable to equity holders of the parent by the weighted average number of ordinary shares outstanding during the year plus the weighted average number of ordinary shares that would be issued on the conversion of all the dilutive potential ordinary shares into ordinary shares.

The following reflects the income and share data used in computing basic and diluted earnings per share for the years ended December 31:

	2012	2011	2010
Net income from continuing operations attributable to equity holders of the parent	₱116,513,380	₱78,075,977	₱55,607,836
Weighted average number of ordinary shares outstanding for basic and diluted earnings per share	385,316,243	385,344,826	385,756,826
Basic and diluted earnings per share	₱0.302	₱0.203	₱0.144
Net income from discontinued operations attributable to equity holders of the parent	₱-	₱579,761,741	(₱575,069)
Weighted average number of ordinary shares outstanding for basic and diluted earnings per share	-	385,344,826	385,756,826
Basic and diluted earnings per share	₱-	₱1.505	(₱0.001)

19. Segment Information

As mentioned in Notes 1 and 2, the primary purpose of the Parent Company and its subsidiaries, is to invest in real and personal properties. MCHC's subsidiary, BAID, which was disposed in 2011, was engaged in real estate business which, as of December 31, 2010, has not yet started commercial operations. Accordingly, the Group operates mainly in one reportable business segment which is investing and one reportable geographical segment which is the Philippines.

20. Commitments and Contingencies

- a. The Group leases an insignificant portion of its condominium spaces. The Group recognized rental income amounting to ₱3.5 million in 2012, ₱3.2 million in 2011 and ₱2.6 million in 2010. Future minimum rental income of ₱3.3 million from existing rental agreements will be recognized in 2013. The lease agreements have terms of one to two years and can be renewed upon the written agreement of the Group and the lessees.
- b. The Group is currently involved in legal litigations covering various labor cases. In 2011, the Group recognized provision for legal obligation amounting to ₱5.0 million, for claims arising from lawsuits filed by a third party, which is pending decision by the courts. Probable cost has been estimated in consultation with the Group's legal counsel.
- c. Aside from the case discussed above, in the ordinary course of business, the Group is a plaintiff in various litigations and claims. The Group believes, based on information currently available and the advice of its legal counsels, that the ultimate resolution of these legal proceedings would not likely have a material, adverse effect on the results of operations, financial position or liquidity of the Group. It is possible, however, that future results of operations could be materially affected by changes in estimates or in the effectiveness of the strategies relating to these litigations and claims.

21. Financial Risk Management Objectives and Policies

Risk Management Structure

BOD

The BOD is mainly responsible for the overall risk management approach and for the approval of risk strategies and principles of the Group. It has also the overall responsibility for the development of risk strategies, principles, frameworks, policies and limits. It establishes a forum of discussion of the Group's approach to risk issues in order to make relevant decisions.

Financial Risk Management Objectives and Policies

The principal financial instruments of the Group consist of financial assets at FVPL, short-term investments, fixed income deposits and AFS financial assets. The main purpose of these financial instruments is to place excess cash in income-earning investments. The Group has various other financial instruments such as cash and cash equivalents, receivables, fixed income deposit, and receivables from related parties included under other noncurrent assets and accounts payable and accrued expenses which arise directly from its operations.

The main risks arising from the Group's financial instruments are credit risk, liquidity risk and market risk (i.e., interest rate risk, foreign currency risk and equity price risk). The Group's management reviews and approves policies for managing each of these risks and they are summarized below. The Group also monitors the market price risk arising from all financial instruments. The magnitudes of these risks that have arisen over the year are discussed below.

Credit Risk

Credit risk is the risk of loss that may arise on outstanding financial instruments should a counterparty default on its obligation.

The Group is exposed to credit risk primarily because of its investing and operating activities. The Group is exposed to credit risk arising from the counterparties (i.e., foreign currency-denominated debt instruments, short-term investments, fixed income deposits and receivables) to its financial assets.

Credit risk management

In managing credit risk on these investments, capital preservation is paramount. The Group trades only with recognized and creditworthy third parties. For investments in bonds, funds are invested in highly recommended, creditworthy debt instruments that provides satisfactory interest yield and capital appreciation. Investments in equity securities represent investments in companies with good dividend track record, as well as capital appreciation. The investment portfolio mix between debt and equity is reviewed regularly by the Group's President and Treasurer. With respect to credit risk arising from the other financial assets of the Group, which comprise cash and cash equivalents, receivables from third parties and related parties, short-term investments and fixed income deposits, the Group's President and Treasurer monitor these financial assets on an ongoing basis with the result that the Group's exposure to impairment losses is not significant.

Credit risk exposures

At reporting date, the Group's maximum exposure to credit risk is equal to the carrying amount of each class of financial assets recognized in the consolidated statements of financial position. The Group's financial assets are not covered by collateral from counterparties.

Credit risk concentration profile

The Group has no significant concentrations of credit risk.

Credit quality

As of March 31, 2013 and December 31, 2012, the credit qualities per class of financial assets are as follows:

March 2013

	Neither past due nor impaired		Past due but not impaired	Individually impaired	Total
	High grade	Standard grade			
Loans and receivables:					
Cash and cash equivalents	₱1,073,565,173	₱-	₱-	₱-	₱1,073,565,173
Receivables	47,017,914	-	-	90,110,187	137,128,101
Receivables from related parties	3,901,612	-	-	97,373,076	101,274,688
Fixed income deposits	1,000,000	-	-	-	1,000,000
Financial assets at FVPL	64,653,662	-	-	-	64,653,662
AFS financial assets:					
Debt and equity securities	340,139,778	-	-	10,654,000	350,793,778
Investment in LLP	9,683,183	-	-	-	9,683,183
	₱1,539,961,322	₱-	₱-	₱198,137,263	₱1,738,098,585

December, 2012

	Neither past due nor impaired		Past due but not impaired	Individually impaired	Total
	High grade	Standard grade			
Loans and receivables:					
Cash and cash equivalents	₱1,047,543,993	₱-	₱-	₱-	₱1,047,543,993
Receivables	64,244,523	-	-	90,110,187	154,354,710
Receivables from related parties	3,860,514	-	-	97,373,076	101,233,590
Fixed income deposits	1,000,000	-	-	-	1,000,000
Financial assets at FVPL	59,176,111	-	-	-	59,176,111
AFS financial assets:					
Debt and equity securities	344,573,336	-	-	10,654,000	355,227,336
Investment in LLP	10,262,500	-	-	-	10,262,500
	₱1,530,660,977	₱-	₱-	₱198,137,263	₱1,728,798,240

High grade financial assets

High grade receivables pertain to receivables from related parties and customers with good payment history. These receivables are considered to be of good quality and expected to be collectible without incurring any credit losses. Other high grade financial assets reflect the investment grade quality of the investments and/or counterparty and realizability is thus assured.

Standard grade financial assets

Receivables from customers that slide beyond the credit terms are classified under standard grade. Other standard grade financial assets are considered moderately realizable. There are no standard grade financial assets as of December 31, 2012 and 2011.

Aging Analysis

Aging analysis per class of financial assets as of March 31, 2013 and December 31, 2012 are as follows:

March 2013

	Neither Past Due nor Impaired	Past due but not impaired		Impaired	Total
		<1 year	>1 year		
Loans and receivables:					
Cash and cash equivalents	₱1,073,565,173	₱-	₱-	₱-	₱1,073,565,173
Receivables	47,017,914	-	-	90,110,187	137,128,101
Receivables from related parties	3,901,612	-	-	97,373,076	101,274,688
Fixed income deposits -	1,000,000	-	-	-	1,000,000
Financial assets at FVPL	64,653,662	-	-	-	64,653,662
AFS financial assets					
Debt and equity securities	340,139,778	-	-	10,654,000	350,793,778
Investment in LLP	9,683,183	-	-	-	9,683,183
	₱1,539,961,322	₱-	₱-	₱198,137,263	₱1,738,098,585

December 2012

	Neither Past Due nor Impaired	Past due but not impaired		Impaired	Total
		<1 year	>1 year		
Loans and receivables:					
Cash and cash equivalents	₱1,047,543,993	₱-	₱-	₱-	₱1,047,543,993
Receivables	64,244,523	-	-	90,110,187	154,354,710
Receivables from related parties	3,860,514	-	-	97,373,076	101,233,590
Fixed income deposits	1,000,000	-	-	-	1,000,000
Financial assets at FVPL	59,176,111	-	-	-	59,176,111
AFS financial assets					
Debt and equity securities	344,573,336	-	-	10,654,000	355,227,336
Investment in LLP	10,262,500	-	-	-	10,262,500
	₱1,530,660,977	₱-	₱-	₱198,137,263	₱1,728,798,240

Impairment assessment

The main considerations for impairment assessment include whether any payments are overdue or if there are any known difficulties in the cash flows of the counterparties. The Group determines allowance for each significant receivable on an individual basis. Among the items that the Group considers in assessing impairment is the inability to collect from the counterparty based on the contractual terms of the receivables. Receivables included in the specific assessment are nonmoving accounts receivable, accounts of defaulted companies and accounts from closed companies.

The carrying amount of the Group's financial assets as at March 31, 2013 and December 31, 2012 are as follows:

March 2013

	Receivables	Receivables from related parties	AFS financial assets	Total
Nominal amounts	₱137,128,101	₱101,274,688	₱350,793,778	₱589,196,567
Less allowance for impairment losses	90,110,187	97,373,076	10,654,000	198,137,263
At March 31, 2013	₱47,017,914	₱3,901,612	₱340,139,778	₱391,059,304

December 2012

	Receivables	Receivables from related parties	AFS financial assets	Total
Nominal amounts	₱154,354,710	₱101,233,590	₱355,227,336	₱610,815,636
Less allowance for impairment losses	90,110,187	97,373,076	10,654,000	198,137,263
At December 31, 2011	₱64,244,523	₱3,860,514	₱344,573,336	₱412,678,373

Movement in allowance for impairment losses account:

	Receivables	Receivables from related parties	AFS financial assets	Total
At January 1, 2011	₱90,110,187	₱97,373,076	₱10,594,000	₱198,077,263
Provision for the year	–	–	60,000	60,000
At December 31, 2011	90,110,187	97,373,076	10,654,000	198,137,263
Provision for the year	–	–	–	–
At December 31, 2012	₱90,110,187	₱97,373,076	₱10,654,000	₱198,137,263

The total provision for impairment losses on the financial assets recognized in the consolidated statements of income amounted to ₱0.06 million and ₱0.02 million in 2011 and 2010, respectively. There was no impairment losses provision in 2012.

Liquidity Risk

Liquidity risk is the risk that the Group will encounter difficulty in meeting financial obligations due to shortage of funds.

The Group's approach to managing liquidity risk is to ensure that it will always have sufficient liquidity to meet its liabilities when they are due and this is done by primarily investing in highly liquid investments and maintaining a significant amount of cash and cash equivalents and pre-terminable investments in its portfolio.

The following table summarizes the maturity profile of the Group's financial liabilities as of March 31, 2013 and December 31, 2012 based on contractual undiscounted cash flows. The table also analyzes the maturity profile of the Group's financial assets in order to provide a complete view of the Group's contractual commitments. The analysis into relevant maturity groupings is based on the remaining period at the end of the reporting period to the contractual maturity dates.

March 2013

	On demand	< 1 year	> 1 year	Total
Financial assets:				
Cash and cash equivalents	22,757,811	₱1,050,798,362	₱–	₱1,073,556,173
Receivables	47,017,914	–	–	47,017,914
Receivables from related parties	–	–	3,901,612	3,901,612
Financial assets at FVPL	64,653,662	–	–	64,653,662
AFS financial assets	340,139,778	500,000	500,000	341,139,778
Total financial assets	474,569,165	1,051,298,362	4,401,612	1,530,269,139
Financial liabilities:				
Accounts payable and accrued expenses	1,817,404	–	–	1,817,404
Dividends payable	679,970	–	–	679,970
Total financial liabilities	2,497,374	–	–	2,497,374
	₱477,066,539	1,051,298,362	4,401,612	₱1,532,766,513

December 2012

	On demand	< 1 year	> 1 year	Total
Financial assets:				
Cash and cash equivalents	₱11,401,614	₱1,036,133,379	₱–	₱1,047,534,993
Receivables	64,244,523	–	–	64,244,523
Receivables from related parties	–	–	3,860,514	3,860,514
Financial assets at FVPL	59,176,111	–	–	59,176,111
AFS financial assets	344,573,336	500,000	500,000	345,573,336
Total financial assets	479,395,584	1,036,633,379	4,360,514	1,520,389,477
Financial liabilities:				
Accounts payable and accrued expenses	1,602,366	–	–	1,602,366
Dividends payable	679,970	–	–	679,970
Total financial liabilities	2,282,336	–	–	2,282,336
	₱477,113,248	₱1,036,633,379	₱4,360,514	₱1,518,107,141

Market Risks

Market risk is the risk that the fair value or future cash flows of a financial instrument will fluctuate because of changes in market prices.

The Group's activities expose it primarily to the financial risks of changes in interest rates, foreign currency exchange rates and equity prices. There has been no change in the Group's exposure to market risks or the manner in which it manages and measures the risk.

a. Interest rate risk

Cash flow interest rate risk is the risk that the future cash flows of a financial instrument will fluctuate because of changes in market interest rates. Fair value interest rate risk is the risk that the fair value of a financial instrument will fluctuate due to changes in market interest rates.

The Group derives majority of its revenue from interest-bearing placements and bonds. Accordingly, the Group is subject to financial risk arising from changes in interest rates. The Group manages interest rate risk by investing mainly on fixed coupon bonds and other investments. By doing so, the Group is assured of future interest revenues from such investments.

Since the Group invests on fixed coupon interest bonds and other investments, the Group is not exposed significantly to cash flow interest rate risk.

The following table demonstrates management's best estimate of the sensitivity to a reasonably possible change in interest rates, with all other variables held constant, of the Group's equity due to changes in fair values of AFS financial assets in debt securities (see Note 9):

	March, 2013	December, 2012
Change in interest rate (in basis points)		
+10%	₱33,091,169	₱33,534,525
–10%	(₱33,091,169)	(33,534,525)

b. Foreign currency risk

Foreign currency risk is the risk that the fair value or future cash flows of the Group's financial instruments will fluctuate because of changes in foreign currencies.

In the normal course of business, the Group enters into transactions denominated in US dollar and other foreign currencies. As a result, the Group is subject to transaction and translation exposures resulting from currency exchange rate fluctuations. The Group regularly monitors outstanding financial assets and liabilities in foreign currencies and maintains them at a level responsive to the current exchange rates so as to minimize the risks related to these foreign currency denominated assets and liabilities.

Information on the Group's foreign currency denominated monetary assets and their Philippine peso equivalent as of December 31 are as follows:

US Dollar:

	March 2013		December 2012	
	US Dollar	Peso Equivalent	US Dollar	Peso Equivalent
Cash and cash equivalents	\$940,155	₱38,488,065	\$615,215	₱25,254,576
Receivables	218,440	8,942,497	257,131	10,555,228
Financial assets at FVPL	331,733	13,580,486	396,749	16,286,546
AFS financial assets	4,951,050	202,686,085	4,826,854	198,142,357
Other noncurrent assets	250,000	10,234,500	250,000	10,262,500
	\$6,691,378	₱273,931,633	\$6,345,949	₱260,501,207

The exchange rate of the Philippine peso vis-à-vis the US dollar is ₱41.05 and ₱43.84 as of December 31, 2012 and 2011, respectively.

Other Foreign Currencies:

	March 2013			
	Currency	Exchange Rate	Original Currency	Peso Equivalent
Cash and cash equivalents	SGD	33.70	13,321	₱448,918
	HKD	5.31	26,629	141,400
	AUD	42.67	3,750	160,013
AFS financial assets	EUR	50.05	202,283	10,124,264
	HKD	5.31	2,427,000	12,887,370
	AUD	42.67	95,075	4,056,850
	BRL	21.59	910,797	19,664,107
	TRY	23.66	575,137	13,607,741
	RMB	6.41	5,155,518	33,046,870
Financial assets at FVPL	SGD	33.70	288,729	9,730,167
	HKD	5.31	594,000	3,154,140
				₱107,021,840

	December 2012			
	Currency	Exchange Rate	Original Currency	Peso Equivalent
Cash and cash equivalents	EUR	56.84	10,897	₱619,385
	HKD	5.65	26,226	148,177
	AUD	44.32	3,750	166,200
AFS financial assets	EUR	56.84	168,102	9,554,918
	HKD	5.65	1,951,500	11,025,975
	AUD	44.32	73,682	3,265,586
	BRL	23.30	831,965	19,384,785
	TRY	22.94	300,992	6,904,756
	RMB	6.94	3,231,000	22,423,140
Financial assets at FVPL	HKD	5.65	666,000	3,762,900
				₱77,255,822

The Group has no foreign currency denominated monetary liabilities as of March 31, 2013 and December 31, 2012.

As a result of the translation of these foreign currency denominated assets, the Group had foreign exchange losses amounting to ₱5.8 million and ₱11.6 million in 2012 and 2011, respectively.

The following table demonstrates the sensitivity to a reasonably possible change in the foreign currencies exchange rates based on past foreign currencies exchange rates and macroeconomic forecasts for 2011, with all other variables held constant, of the Group's 2012 and 2011 income before income tax. The sensitivity analysis includes only outstanding foreign currency denominated monetary items and adjusts their translation at the period end for the following percentage change in foreign currency rates:

Original Currency	Percentage	Effect on income before tax	
		Strengthened	Weakened
March 2013			
US dollar	5%	₱13,696,582	(₱13,696,582)
Hongkong dollar (HKD)	5%	809,146	(809,146)
E.M.U euro (EUR)	5%	506,213	(506,213)
Australia dollar (AUD)	5%	210,843	(210,843)
Brazil real (BRL)	5%	₱983,205	(₱983,205)
Turkish lira (TRY)	5%	680,387	(680,387)
Chinese yuan (RMB)	5%	1,652,343	(1,652,343)
Singapore dollar (SGD)	5%	508,954	(508,954)
Original Currency	Percentage	Effect on income before tax	
		Strengthened	Weakened
December 2012			
US dollar	5%	₱13,025,058	(₱13,025,058)
Hongkong dollar (HKD)	5%	808,747	(808,747)
E.M.U euro (EUR)	5%	537,292	(537,292)
Australia dollar (AUD)	5%	216,072	(216,072)
Brazil real (BRL)	5%	₱917,512	(₱917,512)
Turkish lira (TRY)	5%	680,400	(680,400)
Chinese yuan (RMB)	5%	1,663,636	(1,663,636)
Singapore dollar (SGD)	5%	452,466	(452,466)

There is no other impact on the Group's equity other than those already affecting the consolidated statements of income.

c. Equity price risk

Equity price risk is the risk that the fair values of equities decrease as a result of changes in the levels of the equity indices and the values of individual stocks. The equity price risk exposure arises from the Group's financial assets at FVPL and investments in AFS equity securities. For investments in Philippine equities, majority of funds are invested in equities listed in the PSE.

The Group measures the sensitivity of its equity securities by using PSE, NYSE and HKEx indices fluctuations and its effect to respective share prices.

The following table demonstrates the sensitivity to a reasonably possible change in the equity price based on past price performance and macroeconomic forecast for 2012 and 2011, with all other variables held constant, of the Group's income before income tax and equity:

Effect on income before income tax:

	March 2013	December 2012
<i>Financial assets at FVPL:</i>		
Change in stock market index (%)		
+10%	₱6,465,366	₱4,215,229
-10%	(₱6,465,366)	(4,215,229)

Effect on equity:

	March 2013	December 2012
<i>Investment in equity securities (AFS):</i>		
Change in club share prices (%)		
+10%	₱292,700	₱292,700
-10%	(292,700)	(292,700)

22. Financial Instruments

Categories of Financial Instruments

March 2013

	Financial assets			Total
	Loans and receivables	Financial assets at FVPL	AFS financial assets	
ASSETS				
Current:				
Cash and cash equivalents	₱1,073,565,173	₱-	₱-	₱1,073,565,173
Listed debt securities	-	-	15,710,100	15,710,100
Listed equity securities	-	64,653,662	-	64,653,662
Receivables	147,393,815	-	-	147,393,815

(Forward)

	Financial assets			Total
	Loans and receivables	Financial assets at FVPL	AFS financial assets	
Noncurrent:				
Receivable from related parties	₱3,901,612	₱–	₱–	₱3,901,612
Fixed income deposits	1,000,000	–	–	1,000,000
Investment in LLP	–	–	9,683,183	9,683,183
Listed debt securities	–	–	315,201,590	315,201,590
Listed equity securities	–	–	9,228,088	9,228,088
TOTAL	₱1,225,860,600	₱64,653,662	₱349,822,961	₱1,640,337,223

December 2012

	Financial assets			Total
	Loans and receivables	Financial assets at FVPL	AFS financial assets	
ASSETS				
Current:				
Cash and cash equivalents	₱1,047,543,993	₱–	₱–	₱1,047,543,993
Listed debt securities	–	–	23,390,100	23,390,100
Listed equity securities	–	59,176,111	–	59,176,111
Receivables	166,764,003	–	–	166,764,003
Noncurrent:				
Receivable from related parties	₱3,860,514	₱–	₱–	₱3,860,514
Fixed income deposits	1,000,000	–	–	1,000,000
Investment in LLP	–	–	10,262,500	10,262,500
Listed debt securities	–	–	311,955,148	311,955,148
Listed equity securities	–	–	9,228,088	9,228,088
TOTAL	₱1,219,168,510	₱59,176,111	₱354,835,836	₱1,633,180,457

March 2013

	Other financial liabilities	Total
LIABILITIES		
Current:		
Accounts payable and accrued expenses:		
Deposits payable	₱1,588,122	₱1,193,714
Accounts payable	741,904	1,403,857
Accrued expenses	768,665	650,619
Dividends payable	679,970	679,970
TOTAL	₱3,778,661	₱3,928,160

December 2012

	Other financial liabilities	Total
LIABILITIES		
Current:		
Accounts payable and accrued expenses:		
Deposits payable	₱1,193,714	₱1,193,714
Accounts payable	1,403,857	1,403,857
Accrued expenses	650,619	650,619
Dividends payable	679,970	679,970
TOTAL	₱3,928,160	₱3,928,160

Fair Values

The fair value of a financial instrument is the amount at which the instrument could be exchanged or set between knowledgeable and willing parties in an arm's length transaction, other than in a forced or liquidation sale.

The Group has determined that the carrying amounts of cash and cash equivalents, receivables, and accounts payable and accrued expenses, reasonably approximate their fair values because these are short-term in nature or the fair value difference is not material. Financial assets at FVPL and AFS financial assets are stated at their fair values based on quoted prices.

Short-term investments are fixed-rate time deposits denominated in US dollar with a maturity of over three months but within one year from the reporting date and earn annual interest of 2.4% to 4.0% in 2012 and 2011. The carrying value of short-term investments approximates its fair value due to its short-term nature.

Fixed income deposits represent fixed rate time deposits denominated in US dollar and earn interest annually at 3.25% to 10.0% in 2010. For fixed income deposits maturing within one year, the carrying amount approximates its fair value due to its short-term nature. For fixed income deposits maturing beyond one year, fair value is calculated by computing the present value of future cash flows using current market rates ranging from 8% to 10% in 2012 and 6.8% to 8.1% in 2011.

The fair value of receivables from related parties classified as noncurrent in the consolidated statements of financial position is calculated by computing the present value of future cash flows using current market rates ranging from 6.8% to 8.4% in 2012 and 2011.

The following table shows financial instruments recognized at fair value, analyzed between those whose fair value is based on:

- Quoted prices in active markets for identical assets or liabilities (Level 1);
- Those involving inputs other than quoted prices included in Level 1 that are observable for the asset or liability, either directly (as prices) or indirectly (derived from prices) (Level 2); and
- Those with inputs for the asset or liability that are not based on observable market data (unobservable inputs) (Level 3).

The Group's financial asset at FVPL and AFS financial assets, except for investment in LLP, as of March 31, 2013 and December 31, 2012 are measured under level 1 of the fair value hierarchy.

As of March 31, 2013 and December 31, 2012, there were no transfers between Level 1 and Level 2 fair value measurements. Also, there were no transfers into and out of Level 3 fair value measurements.

23. Capital Management

The primary objective of the Group's capital management is to ensure that it maintains a strong credit rating and healthy capital ratios in order to support its business and maximize shareholder value.

The Group manages its capital structure, which pertains to its equity, and makes adjustment to it, in light of changes in economic conditions. To maintain or adjust the capital structure, the Group may adjust the dividend payment to shareholders, return capital to shareholders or issue new shares. No changes were made in the objectives, policies or processes for the years ended March 31, 2013 and December 31, 2012. The Group is not exposed to externally imposed capital requirements.

The Group monitors capital using a gearing ratio, which is computed as net debt divided by the sum of total capital and net debt. The Group's policy is to keep the gearing ratio below 40%. The Group includes, within net debt, accounts payable and accrued expenses and payables to related parties, less cash and cash equivalents. Capital includes equity attributable to the equity holders of the parent less unrealized losses on changes in fair value of AFS financial assets.

	March 2013	December 2012
Accounts payable and accrued expenses	₱3,098,691	₱3,248,190
Less cash and cash equivalents	1,073,565,173	1,047,543,993
Net debt	(1,070,466,482)	(1,044,295,803)
Equity attributable to equity holders of the parent	1,704,717,363	1,685,809,151
Unrealized losses on changes in fair value of AFS financial assets	4,249,558	913,522
Total capital	1,700,467,805	1,686,722,673
Total capital and net debt	₱630,001,323	₱642,426,870
Gearing ratio	1.70:1	1.62:1

24. Note to Consolidated Statements of Cash Flows

In 2011, the non-cash activities of the Group pertain to application of MCIT and set-up of provision for legal obligation.

F & J PRINCE HOLDINGS CORPORATION AND SUBSIDIARY
AGING OF ACCOUNTS RECEIVABLE
AS OF MARCH 31, 2013

Name	Beginning Balance	Additions	Deductions		Current 30 days	60 days or over	Over 120 days	Ending Balance
			Amount Collected	Amount Written-Off				
Magellan Capital Realty Development Corp.	148,097	500				500	148,097	148,597
Magellan Capital Trading Corporation	157,103	500				500	157,103	157,603
Magellan Utilities Development Corp.	21,569						21,569	21,569
Pinamucan Power Corporation	1,176						1,176	1,176
Business Process Outsourcing International		329,617	321,596				8,021	8,021
Credit and Risk Systems Asia Pacific, Inc.		215,130	159,690			55,440		55,440
Others		8,437					8,437	8,437
	327,945	554,184	481,286			56,440	344,403	400,843